




Annual Report 2023

IRIS CORPORATION BERHAD
199401016552 (302232-X)





IRIS CORPORATION BERHAD
199401016552 (302232-X)

IRIS Smart Technology Complex
Technology Park Malaysia
Bukit Jalil
57000 Kuala Lumpur, Malaysia

Tel : +603 8996 0788
Fax : +603 8996 0441

www.iris.com.my

Contents

COMPANY OVERVIEW

- 4 Executive Deputy Chairman's Management Discussion and Analysis
- 10 Our Trusted ID Footprint
- 12 Corporate Structure
- 13 Corporate Information
- 14 Board of Directors
- 17 Key Senior Management Team

SUSTAINABILITY & CORPORATE GOVERNANCE

- 19 Sustainability at IRIS
- 27 Corporate Governance Overview Statement
- 41 Audit and Risk Management Committee Report
- 44 Statement on Risk Management and Internal Control
- 47 Statement of Directors' Responsibility
- 48 Additional Compliance Information

REPORTS AND FINANCIAL STATEMENTS

- 50 Directors' Report
- 56 Statements of Financial Position
- 58 Statements of Comprehensive Income
- 60 Statements of Changes in Equity
- 63 Statements of Cash Flows
- 67 Notes to the Financial Statements
- 164 Statement by Directors
- 165 Statutory Declaration
- 166 Independent Auditors' Report

OTHER INFORMATION

- 172 Analysis of Shareholdings

ANNUAL GENERAL MEETING

- 175 Notice of Twenty-Ninth Annual General Meeting
- 179 Statement Accompanying Notice of Twenty-Ninth Annual General Meeting

PROXY FORM



ASIA'S first

fully integrated manufacturing centre for contact and contactless smart cards, document inserts (inlays) and assembled modules in tapes and reels (1994)

Our Pioneering Solutions

WORLD'S first

- Electronic Passport (ePassport) launched in Malaysia (1998)
- Autogates launched at Kuala Lumpur International Airport (KLIA), Malaysia (2000)
- Multi-application Electronic ID (eID) Card launched in Malaysia (2001)
- Electronic Passport with Biometrics introduced in Malaysia (2002)
- Electronic Passport Renewal Kiosk (KiPPas) launched in Malaysia (2006)
- Multi-eDocuments Smart Laser Marker (2013)

Vision

Global leader in Trusted ID solutions that are

INNOVATIVE,
RELEVANT,
INTELLIGENT &
SECURE

Mission

To continuously deliver innovative and customised solutions with our Business Partners

Overview of IRIS

IRIS Corporation Berhad, a technology integrator and innovator with Innovative, Relevant, Intelligent & Secure solutions for trusted identification, with 29 years of experience in developing ePassports and multi-application eID cards.

From manufacturing smart cards and identity documents to the devices required to authenticate them, to designing the world's first ePassport and multi-application national eID card, we are adding trust, simplicity and value to a growing portfolio of discerning clients in 34 countries across the globe.

IRIS is a dedicated end-to-end global integrated solutions provider for eID, ePassport, eVisa, Automated Border Control (ABC), smart cards, and other Trusted ID solutions that are highly reliable, secure, and holistic.

Over the years, we have expanded our global footprint to 34 countries, and we will continually increase our customer base while widening our international presence in

diverse markets. Every day, our experienced, agile, and adaptive team delivers viable, secure, and comprehensive solutions to suit the needs of our customers around the world while being grounded by our core values of collaboration, integrity, innovation, trust, and accountability.

Qualified with multiple global ISO accreditations and honoured with numerous awards, IRIS innovates constantly by leveraging existing, disparate technologies and integrating them with new ideas to bring to life new solutions that will change the world for the better while promoting Malaysian innovations globally.

This is what IRIS is about. Changing the way we do things, for a sustainable and brighter tomorrow.



Government

Governments around the world rely on IRIS for tested, proven and robust Trusted Identification credentials, secure systems, seamless solutions and rapid national deployments.



Enterprise

IRIS secure identification systems and enterprise solutions help businesses add value, trim expenses, increase efficiency, provide autonomy and empowerment.

Trusted Identification Solution



eID & DIGITAL IDENTITY SOLUTION



ePASSPORT SOLUTION



BORDER CONTROL SOLUTION



DRIVER'S LICENSE & VEHICLE REGISTRATION SOLUTION



VOTER'S CARD SOLUTION



eVISA SOLUTION



SMART CARD SOLUTION



SECURE DOCUMENT SOLUTION



SMART KIOSKS



SMART DEVICES



Executive Deputy Chairman's Management Discussion and Analysis

DEAR STAKEHOLDERS,



In Financial Year 2023 (FY2023) as the world transitioned into endemicity with the easing of COVID-19 related restrictions, reopening of borders and safe normalisation of business activities, the orders for ePassports and smart cards have begun to recover. At IRIS, our diligent and resilient team worked together with our partners and suppliers throughout this recovery period to ensure successful delivery of our products and solutions to our customers around the world. As a result, the Group delivered Profit Before Tax (PBT) of RM32.8 million in FY2023, a 681% increase compared to FY2022 PBT of RM4.2 million.

Our board, management and employees continued our relentless focus in FY2023 on top 3 priorities:

1. Ensure the health, safety and wellbeing of our employees
2. Manage cash flow by implementing prudent cost-saving measures
3. Ensure business sustainability

The Group endeavours to create a safe, healthy and trusting environment for our employees to motivate productivity and performance. Both our Safety, Health and Environment (SHE) and Fire Safety Organisation (FSO) teams are trained to respond to crisis and set safe standards for our working environment. During the year, numerous company-wide employee engagement activities were organised including a Health Fair where employees received free health check-ups.

Another core focus is cost-saving measures to further improve our cash flow, productivity and efficiency. Our action plans included an emphasis on manufacturing improvements, optimising infrastructure costs by adopting cloud technology and reducing the consumption of materials, energy and water.

The Group remains steadfast to ensure business sustainability by continuing to raise Environmental, Social and Governance (ESG) standards. In September 2022, we committed to the Malaysia Digital Climate Action Pledge (MDCAP) to strengthen our focus on sustainability while pursuing a smaller carbon footprint. MDCAP is an initiative

by MDEC to accelerate the number of commitments made by businesses across the digital economy and deliver a measurable reduction in the impact of climate change.

We successfully maintained our ISO Environmental Management System (EMS), ISO Information Security Management System (ISMS) and ISO Quality Management System (QMS) certifications. In FY2023, IRIS achieved new industry standard certifications by being the first company in Malaysia that obtained both Intergraf Certified Security Printer and Certified Security Supplier certifications. Intergraf is the globally recognised trade association promoting and protecting the interests of the security printing industry.

During the year, the Group also focused on optimising our human capital potential. We invest in the learning and development of our employees by offering various skill enhancement courses including Leadership Development and Scrum Master certification Programmes. Our dedicated and passionate employees are the driving force of IRIS and are committed to deliver our existing projects successfully.

We recognise that having a solid governance framework is key to rebuilding trust, transparency and creating long-term sustainable value. Today, we have implemented the Anti-Bribery and Anti-Corruption Policy, No Gift Policy and Whistleblowing-Policy and Fit and Proper Policy to enhance business integrity and strengthen corporate governance.

GROUP FINANCIAL PERFORMANCE

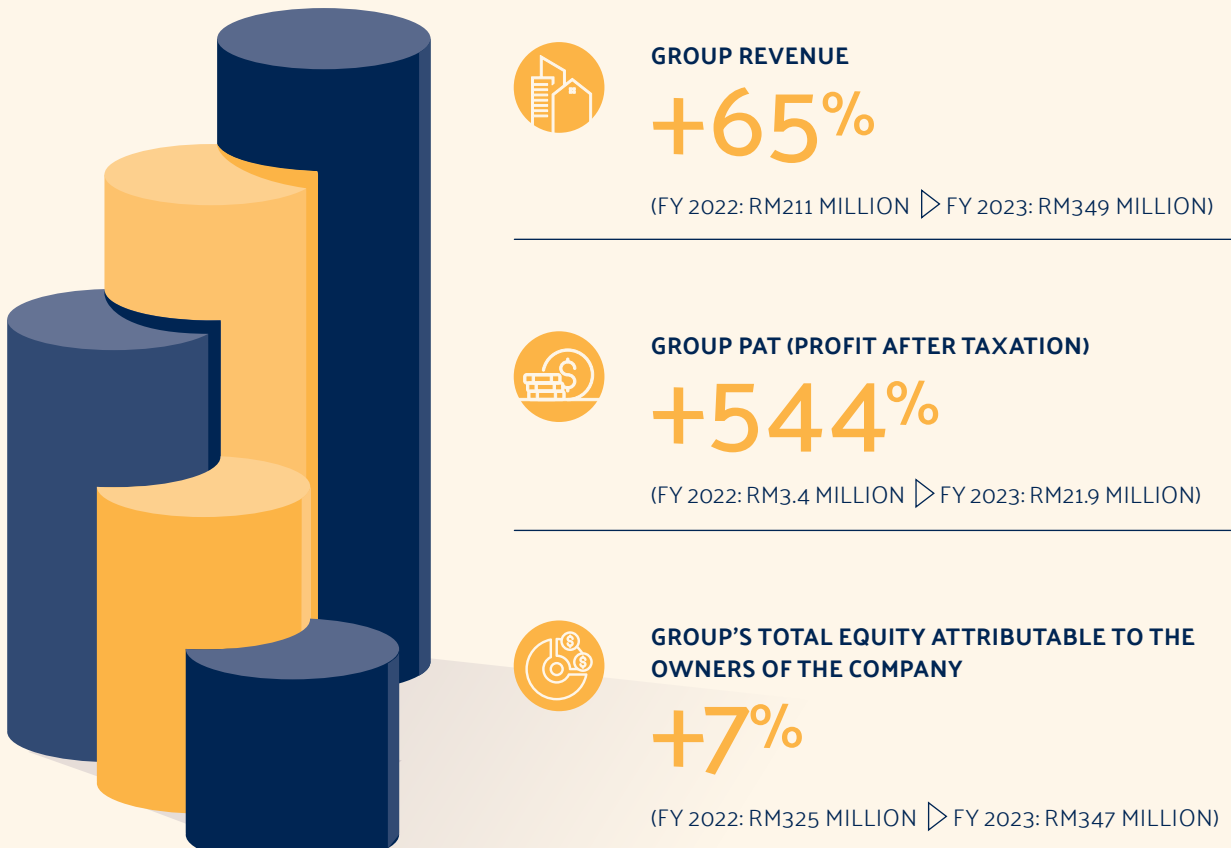
Our relentless focus on delivering ePassports and electronic Identification (eID) cards for overseas projects, and smart cards domestically paid off resulting in revenue of RM349 million in FY2023, a 65% increase compared to RM211 million in FY2022. The Group's Profit After Tax (PAT) recorded a 544% increase to RM21.9 million in FY2023 compared to RM3.4 million in FY2022. As a result of better revenue and PAT, we have strengthened our financial position. In addition, the Group's Total Equity Attributable to the Owners of the Company improved by 7% to RM347.1 million from RM325.3 million in FY2022.

Trusted ID posted a higher revenue of RM344.2 million in FY2023 as compared to FY2022 revenue of RM206.8 million due to the increased demand for ePassports and eID cards arising from post COVID-19 recovery.

Profit After Tax (PAT) for the division increased by 34% to RM28.1 million compared to PAT of RM21 million in FY2022.

The Sustainable Development division posted a higher revenue of RM4.7 million in FY2023 compared to FY2022's RM4.2 million. This non-core business division contributed PAT of RM22.8 million in FY2023 compared to PAT of RM6.2 million in FY2022 mainly due to the recovery and cost savings arising from settlement of accounts with stakeholders.

We aim to position the Group for sustainable growth over the long term by managing risks effectively, optimising costs and reinventing IRIS suite of products and solutions. Moving forward, IRIS is expected to continue to derive revenues from the on-going Trusted ID projects in Africa and Asia regions and gain new revenue streams by pursuing new business opportunities.



Executive Deputy Chairman's Management Discussion and Analysis
*Continued***SUMMARY OF FINANCIAL INFORMATION**

		2023 RM'000	2022 RM'000	2021 RM'000	2020 RM'000	2019 RM'000
REVENUE		348,871	210,987	106,618	229,587	229,237
Profit/(Loss) before taxation		32,840	4,192	(9,569)	18,393	40,816
Profit/(Loss) after taxation		21,890	3,405	(12,865)	9,974	37,507
Total Equity attributable to owners of the Company		347,121	325,350	314,123	282,557	272,581
Current assets		330,915	280,000	234,353	247,772	266,416
Non-current assets		197,601	229,011	229,532	236,547	249,247
Total assets		528,516	509,011	463,885	484,319	515,663
Current liabilities		173,226	170,066	152,957	193,154	231,072
Non-current liabilities		10,011	15,447	19,504	29,464	34,607
Total liabilities		183,237	185,513	172,461	222,618	265,679
Net assets		345,279	323,498	291,424	261,701	249,984
KEY RATIO	BASIS					
Pre-tax profit/(loss) margin	(%)	9.41	1.99	(8.98)	8.01	17.81
Post-tax profit/(loss) margin	(%)	6.27	1.61	(12.07)	4.34	16.36
Basic earnings/(loss) per share	(sen)	0.67	0.11	(0.37)	0.46	1.40
Net assets per ordinary share attributable to owners of the Company	(sen)	10.64	9.97	10.20	9.65	9.19
Total borrowings to equity ratio	(%)	0.81	2.31	5.97	11.06	19.80

Note: Revenue, profit/(loss) before taxation and profit/(loss) after taxation represent performance of continuing operations only.

STRENGTHENING TRUSTED ID

Trusted ID is what IRIS does best. Throughout the past 28 years, IRIS has delivered more than 103 million passports and more than 170 million eIDs and driving license cards around the world. In FY2023, we continue our focus and efforts to further strengthen our position in Trusted ID industry by:

- Leveraging on our global footprint in 34 countries
- Increasing our global market share in Trusted ID products and solutions
- Expanding our domestic market share in Malaysia

As government around the world seek solutions to protect and provide secure identities to their citizens, we continue seeking opportunities to leverage on our global footprint and expand our market share globally.

According to a market research study published by CDI (Contrive Datum Insights), the Global ePassport market is expected to expand at a CAGR (Compound Annual Growth Rate) of 23% to USD213.65 billion by 2030. Key factors driving the growth of this market include emphasizing on innovative verification techniques to detect identity frauds and the increasing number of individuals traveling across borders.

In tandem with ePassports, the Automated Border Control (ABC) market is also growing. Emergen Research projected that the global ABC market size would reach USD 6.74 Billion by 2032, registering a CAGR of 13.5%. ABC has emerged as a solution to enhance the traveler experience of passengers around the world. According to International Air Transport Association (IATA), 8.2 billion air travelers are expected worldwide by 2037. This increase in number of international passengers leads to increase in demand for effective seamless ABC solution to speed up the border control process.

To capture this growing ABC and ePassport markets, we are aligning our skill sets and leveraging on our expertise in delivering border control and ePassport solutions to Guinea, Nigeria, Solomon Islands, Senegal and India, to further enhance our solutions with AI, data analytics and advance multi-modal biometrics.

In addition to delivering ePassports and border control solutions, we also continue our focus to deliver various types of ID cards to Malaysia, Brunei, Canada, Tanzania, Bhutan, Senegal, Zanzibar and Sri Lanka.

IRIS has over 28 years of experience and expertise in deploying Trusted ID solutions to 34 countries to date. We are not just suppliers, we are partners of growth to our clients around the world including our home market, Malaysia.

In addition to deploying IRIS Smart Devices to banks, hospitals, insurance companies and retail outlets, we continued delivery of loyalty and payment smart cards, including Touch 'n Go cards.

Throughout FY2023, our resourceful and dedicated teams delivered on our reputation for excellence in project delivery and meeting customers' needs. In today's competitive environment, our teams continue to find new ways to innovate, control costs and deliver more value to our clients.

IRIS Trusted ID products and solutions are customer-centric and fit-for-purpose in the digital age. We will continue to focus on delivering our projects while pursuing new growth opportunities to help IRIS maximize shareholders' value.

CORPORATE DEVELOPMENTS

I would like to report that IRIS had on 10 February 2023 entered into a Shares Sale Agreement with Tass Tech Technologies Sdn. Bhd, a company incorporated in Malaysia, for the disposal of 80% equity interest in its wholly owned subsidiary, IRIS Information Technology Systems Sdn Bhd ("IITS") for a total cash consideration of RM70,000,000.00 only ("Disposal Consideration").

The proposed disposal is expected to be completed in November 2023 upon full settlement of Disposal Consideration.

Executive Deputy Chairman's Management Discussion and Analysis

Continued

NAVIGATING CHALLENGES AHEAD

The future still carries significant risks. Although the worst of the COVID-19 pandemic is behind us, we are cognizant of the challenging global environment amid elevated geopolitical tensions, rapid rise in interest rates to quell escalating inflation and heightened trade conflict between the big economies.

According to the World Economic Outlook update by the International Monetary Fund "The global growth is projected to fall from 3.4% in 2022 to 2.8% in 2023, before settling at 3.0% in 2024. Advanced economies are expected to see an especially pronounced growth slowdown, from 2.7% in 2022 to 1.3% in 2023."

In times of uncertainty and challenges in FY2024, the Group will continue to focus on cost optimisation efforts to ensure the Group remains competitive and deliver sustainable growth in the long term.

In this regard, we are cautiously optimistic as IRIS is poised to benefit from the opening of international borders resulting in increased demand for ePassports and Automated Border Control (ABC) solution. In addition, with international travel returning to normalcy, our international sales and marketing teams have resumed our participation in overseas exhibitions and events to meet with existing and potential partners / customers to grow our business and to strengthen IRIS brand.

Moving forward, we will continue our efforts to keep clients at the core of everything we do and reshape our customer-centric Trusted ID and Adjacent IT portfolios to build an optimal mix of products and solutions that meet the demands for digitalisation by incorporating innovations in AI (Artificial Intelligence), big data and related IT services. Plans are underway to build a new Strategy and Innovation Department to deliver innovative and customised solutions through synergies with business partners namely clients, technology partners and suppliers.

New solutions slated for launch and deployment in the coming years include IRIS Smart Kiosks (a smart kiosk is an interactive digital screen that provides users with essential information and services through an intuitive interface) and IRISeal, a cutting-edge encrypted Visible Digital Seal with biometrics to ensure data authenticity and integrity.

Sustainability will continue to be our focus in FY2024 to ensure that Economic, Environmental and Social (EES) considerations are integrated into the Group's business strategies to deliver value to all our stakeholders. The Group is committed to intensify our initiatives towards achieving a net zero greenhouse gas emissions by 2050, in line with the Paris Agreement.

We will continue to manage our environmental responsibilities systematically via the ISO EMS certification which includes the management of energy, water and waste. In our ongoing efforts to minimise the Group's carbon footprint, we are considering the installation of solar panels on our building rooftop.

In addition, we will maintain all our ISO certifications, implement more sustainable business practices and act responsibly to ensure we create positive impacts for all our stakeholders.

We are well positioned to develop new growth opportunities by capitalising on IRIS' inherent strengths to support government's digital aspirations around the world. Barring any unforeseen circumstances, we are looking forward to accelerating growth, remaining competitive and increasing both top-line and bottom-line in FY2024.

THE BOARD AND KEY MANAGEMENT POSITIONS

On behalf of the Board, I extend my heartfelt gratitude to Tan Sri Nik Mohamed Bin Nik Yaacob, our former Chairman and Mr Shaiful Subhan, our former Group CEO and Non Independent Executive Director, who resigned from the Board on 31 January 2023 and 31 December 2022 respectively.

We deeply appreciate both Tan Sri Nik's and Mr Shaiful's contributions during their tenure in IRIS. Their visionary leadership has been instrumental in the strength of IRIS' business performance. We wish them every success in their future endeavours.

I wish to welcome our new Acting CEO, Mr Chia Jen Wen who was appointed on 1 January 2023. Mr Chia has been with IRIS since February 2022 as Chief Operating Officer, Special Projects. He brings with him valuable experience and expertise, which we are confident will contribute positively to the Group.

NOTE OF APPRECIATION

Although we faced numerous challenges in FY2023, we managed to deliver our targets and achieve positive results. This would not have been possible without the full support of all our stakeholders – my fellow Board members, Key Management, IRIS employees, business partners, clients, suppliers, shareholders and the communities in which we operate. Thank you for being a part of our journey.

My deepest appreciation to all our clients, business partners and suppliers for your support and for continuing to place your trust in our relationships as we embark on a new journey of recovery and resilient growth.

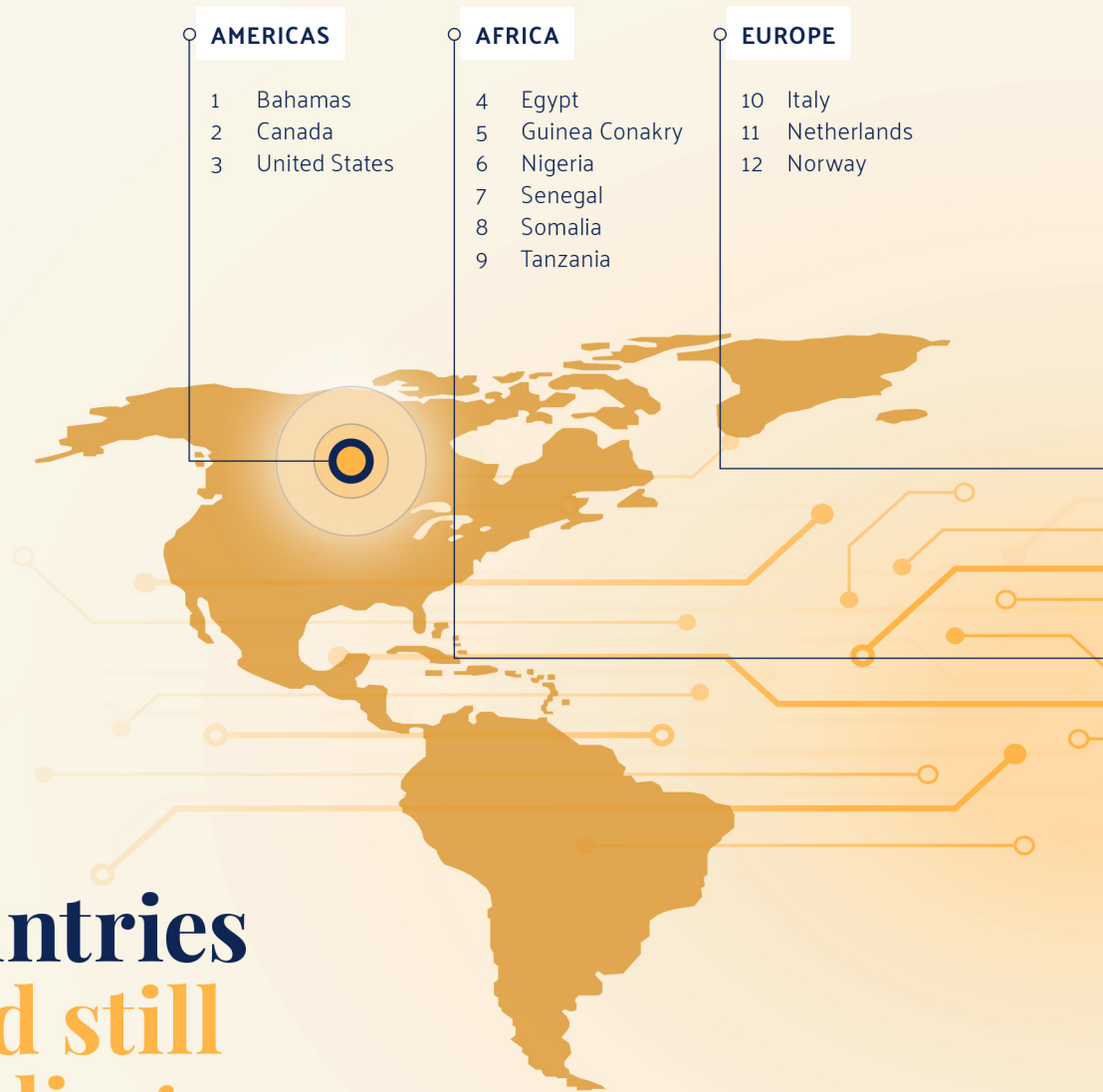
On behalf of the Board and management, I would like to thank all IRIS employees who have demonstrated incredible resilience in delivering quality solutions and support to our customers by pulling through the recovery period remarkably.

We face a challenging but exciting future, full of opportunities. I am confident that we have the right strategic focus, people and resources to deliver sustainable growth and to strengthen IRIS as one of the leading global companies in Trusted ID.

DR. POH SOON SIM

EXECUTIVE DEPUTY CHAIRMAN

Our Trusted ID Footprint



34 countries and still expanding...

As an established player in Trusted Identification, we have expanded our global footprint to 34 countries over the years. As a solutions architect, service provider, innovator, inventor and manufacturer, we collaborate with governments, businesses and industries providing award-winning solutions to meet their identification, verification and authentication needs.

We are passionate about developing creative, robust solutions that simplify and add value to our clients' operations, enhancing public perception and trust.

AS OF MARCH 2023
WE HAVE DELIVERED
MORE THAN...



ASIA


- | | | |
|----------------|-----------------|-------------------------|
| 13 Afghanistan | 20 Indonesia | 27 Sri Lanka |
| 14 Bahrain | 21 Kazakhstan | 28 Thailand |
| 15 Bangladesh | 22 Malaysia | 29 Turkey |
| 16 Bhutan | 23 Maldives | 30 Turkmenistan |
| 17 Brunei | 24 Myanmar | 31 United Arab Emirates |
| 18 Cambodia | 25 Saudi Arabia | 32 Uzbekistan |
| 19 India | 26 South Korea | |

OCEANIA

- 33 New Zealand
- 34 Solomon Islands

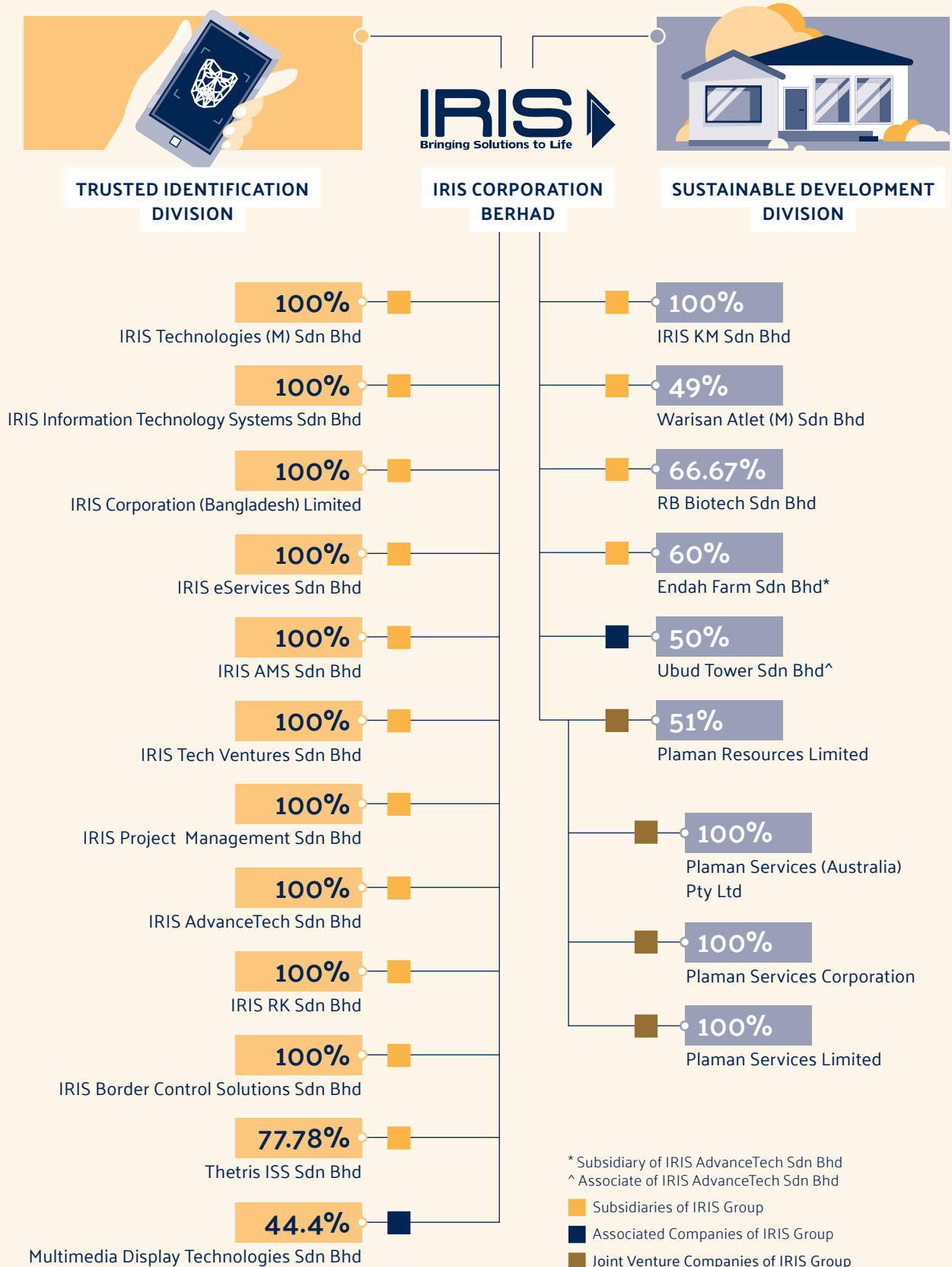


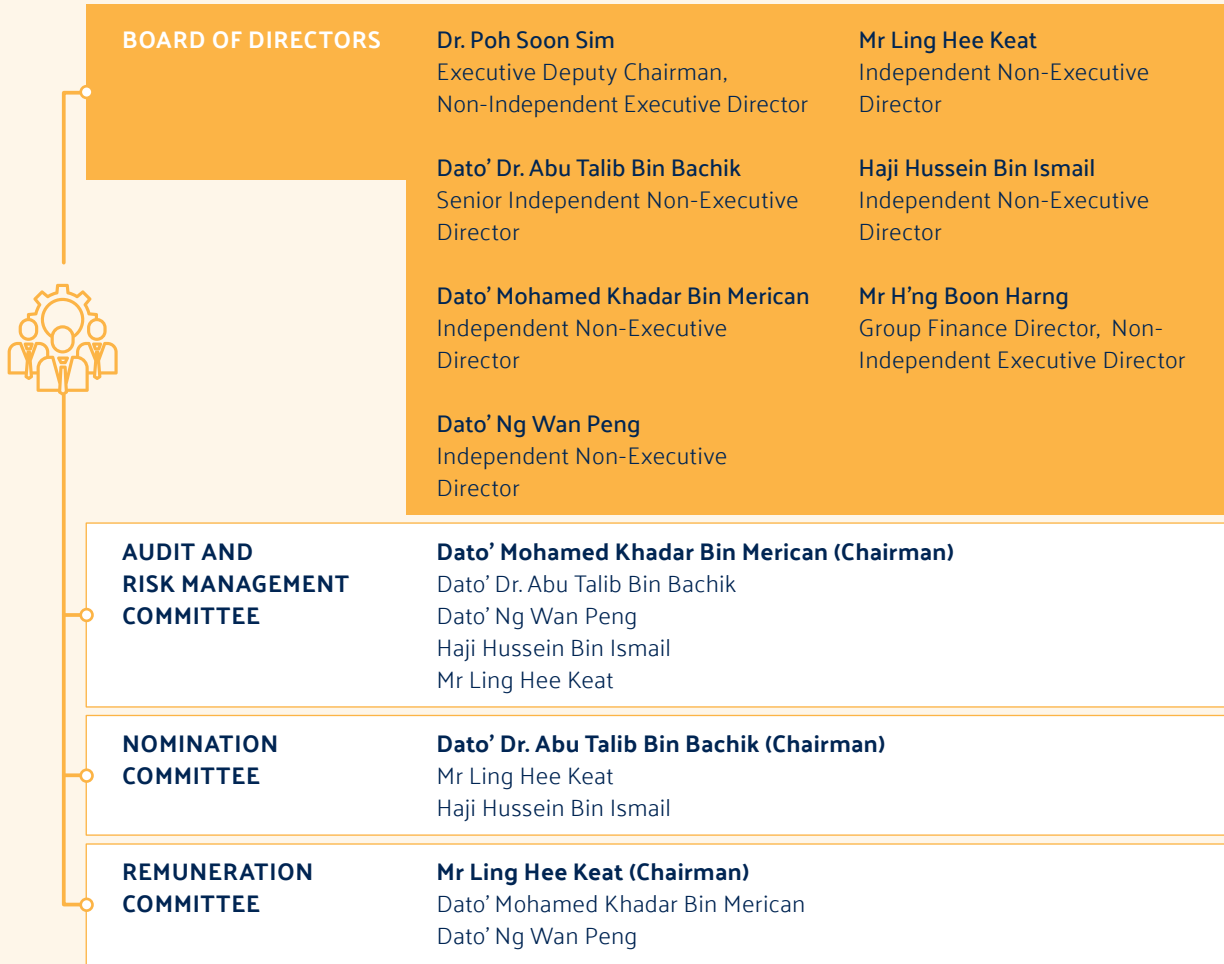
 **103.7**
MILLION
PIECES OF
**ePASSPORT AND/OR
INLAY TO
15 COUNTRIES**

 **170.3**
MILLION
PIECES OF **eID AND/
OR CARD-BASED
DRIVING LICENSES**

 **233**
THOUSAND
**CONTACT /
CONTACTLESS
CARD READERS
AND DEVICES SOLD
TO 28 COUNTRIES**

Corporate Structure





COMPANY SECRETARIES

Ms Wong Youn Kim (MAICSA 7018778)

AUDITORS

Baker Tilly Monteiro Heng PLT

Baker Tilly Tower, Level 10, Tower 1,
Avenue 5, Bangsar South City,
59200 Kuala Lumpur
Wilayah Persekutuan, Malaysia
Tel: +603 2297 1000
Fax: +603 2282 9980

REGISTERED OFFICE

Level 5, Tower 8, Avenue 5, Horizon 2,
Bangsar South City,
59200 Kuala Lumpur,
Wilayah Persekutuan, Malaysia
Tel: +603 2280 6388
Fax: +603 2280 6399

CORPORATE OFFICE

IRIS Smart Technology Complex
Technology Park Malaysia,
Bukit Jalil, 57000 Kuala Lumpur
Tel: +603 8996 0788
Fax: +603 8996 0442
Website: www.iris.com.my

SHARE REGISTRAR

Tricor Investor & Issuing House
Services Sdn Bhd
Unit 32-01, Level 32, Tower A,
Vertical Business Suite, Avenue 3,
Bangsar South City,
No. 8, Jalan Kerinchi,
59200 Kuala Lumpur
Tel: +603 2783 9299
Fax: +603 2783 9222

PRINCIPAL BANKERS

- Standard Chartered Bank
Malaysia Berhad
- RHB Bank Malaysia Berhad
- Affin Bank Berhad
- Hong Leong Bank Berhad

STOCK EXCHANGE LISTING

ACE Market of Bursa Malaysia
Securities Berhad
Stock Code: 0010
Stock Name: IRIS

Board of Directors

DR. POH SOON SIM

Executive Deputy Chairman,
Non-Independent Executive
Director

Nationality: Malaysian
Age: 78
Appointed: 7 November 2018

Dr. Poh was re-designated as the Executive Deputy Chairman on 1 March 2021.

Dr. Poh Soon Sim has been in private medical practice since 1972. He was previously on the Board of Hong Leong Financial Group (HLFG) from 31 January 1991 to 25 November 2011. He was also a Member of the Board of Audit and Risk Management Committee, Remuneration Committee and Nomination Committee of HLFG. He was also an ex-Director in Wing Tai Malaysia Berhad (formerly known as DNP Holdings Berhad). He retired from Wing Tai Malaysia Berhad on 29 November 2017.

Currently, he is a Director of Hong Leong Company (Malaysia) Berhad and Hong Leong Foundation, both are public companies.

DATO' DR. ABU TALIB BIN BACHIK

Senior Independent
Non-Executive Director

Nationality: Malaysian
Age: 74
Appointed: 7 November 2016

Dato' Dr. Abu Talib graduated with a BSC and MSC from the Louisiana State University, United States of American and holds a Doctorate in Agriculture Science from the University Of Gent, Belgium.

He has wide experience in Operational and Management aspects, including Marketing, Business Development, Communications and Public Relations, when he was at the Multimedia Development Corporation ("MDeC") promoting the development of the Multimedia Super Corridor (MSC) from 1999 to 2008.

Prior to joining MDeC, he was a research Scientist in the Malaysia Rubber Board (MRB). He has a wide experience in R&D in Agronomy and Soil Chemistry, and authored about 50 technical, scientific and research papers. In the Rubber Research Institute of Malaysia (RRIM), he held various administrative and management positions. In 1997, he was appointed as the Deputy Director General (Development) of the Malaysian Rubber Board and held the position until he opted for early retirement in 1999 when he joined MDeC.

Dato' Dr. Abu Talib currently serves as a member of Audit and Risk Management Committee and the Chairman for Nomination Committee of the Company.

DATO' MOHAMED KHADAR BIN MERICAN

Independent Non-Executive
Director

Nationality: Malaysian
Age: 67
Appointed: 28 November 2018

Dato' Mohamed Khadar is a Fellow of the Institute of Chartered Accountants in England and Wales and is also a Chartered Accountant of the Malaysian Institute of Accountants.

He has had more than 35 years' experience in financial and general management. He served as an auditor and a consultant in an international accounting firm, before joining a financial services group. Dato' Mohamed Khadar has held various senior management positions in the then Pernas International Holdings Berhad, including as President and Chief Operating Officer. Dato' Mohamed Khadar was previously on the Board of RHB Capital Berhad, as its Independent Non-Executive Chairman, and on the Board of Astro Malaysia Holdings Berhad, as its Non-Independent Non-Executive Director.

Presently, he is also a director of Capital A Berhad, Tune Protect Group Berhad and BNP Paribas Malaysia Berhad.

Dato' Mohamed Khadar currently serves as the Chairman of the Audit and Risk Management Committee and is a member of the Remuneration Committee of the Company.

Board of Directors

Continued

DATO' NG WAN PENG

Independent Non-Executive
Director

Nationality: Malaysian
Age: 60
Appointed: 1 February 2022

Dato' Ng Wan Peng is the Independent Non-Executive Director of Nano Malaysia Berhad, Hong Leong Assurance Berhad, Fraser & Neave Holdings Berhad, Securemetric Berhad and Autocount Dotcom Berhad, and a director of Digital Penang. She is a member of Board of Advisors, Fintech Association of Malaysia, and a council member of SIDEC (Selangor Information Technology & Digital Economy Corporation).

Dato' Ng was Chief Operation Officer of Malaysia Digital Economy Corporation, championing the country's digital economy, from 2009 until December 2020. She is a competent leader and highly motivated professional with more than 30 successful years in the corporate and public environment. Her areas of expertise are in strategy planning, digitalisation, business transformation, Organisation Development, Process Improvement and innovation management. She graduated from USM (Universiti Sains Malaysia) and is a HBS (Harvard Business School) Alumni.

Dato' Ng currently serves as a member of Audit and Risk Management Committee and Remuneration Committee of the Company.

MR LING HEE KEAT

Independent Non-Executive
Director

Nationality: Malaysian
Age: 51
Appointed: 7 November 2018

Mr Ling graduated with a Bachelor of Laws degree from the University of Bristol, England in 1994 and was awarded the Degree of an Utter Barrister from Lincoln's Inn in 1995. He started his career at HLG Securities, the stockbroking arm of the Hong Leong Group of companies before being appointed as an Executive Director of United Traders Securities where he headed the Research and Corporate Finance divisions from 1997 to 2003. In 1999, he was also appointed to the Board of SHH Resources Holdings Berhad, a furniture manufacturer listed on the Main Market of Bursa Malaysia as a Non-Executive Director. In May 2015, he was re-designated as the Deputy Chairman of that company, a position he held till December 2016.

In March 2019, he was appointed as an Independent Non-Executive Director of TrickleStar Limited, a company listed on the Catalyst Market in Singapore, a position he holds till today.

Mr Ling is currently a Senior Associate at Leong Partnership Advocates and Solicitors, a boutique law firm focusing on corporate work. He is also a Certified Mediator with the Malaysian Bar Association.

Mr Ling currently serves as the Chairman of Remuneration Committee and is a member of Audit and Risk Management Committee and Nomination Committee of the Company.

HAJI HUSSEIN BIN ISMAIL

Independent Non-Executive
Director

Nationality: Malaysian
Age: 66
Appointed: 28 July 2017

Haji Hussein graduated with a Bachelor of Business Administration (Finance) and Diploma in Accountancy from Universiti Teknologi MARA (formerly known as Mara Institute of Technology).

He is an approved Tax Agent under the Ministry of Finance Malaysia and a Member of the Chartered Tax Institute of Malaysia. He is also an approved Company Secretary under the Companies Commission of Malaysia, Affiliate Member of The Malaysian Institute of Chartered Secretaries Administrators and a Member of the Institute of Approved Companies Secretaries.

He is currently the Director of Folks DFK & Co., a member firm of DFK international since 2007. He joined Azman, Wong, Salleh & Co back in year 1979 and the firm was then merged into Folks DFK & Co. on 1 February 2006. He has vast experience in the full range of public accountancy services including audit, accountancy, taxation, secretarial, consultancy services and insolvency assignments covering wide range of clients.

Previously, he was the Non-Independent Non-Executive Chairman of Encorp Berhad from 2017 – 2021, and also on the Board of Felda Investment Corporation Sdn. Bhd. from 2017 – 2022.

Haji Hussein currently also serves as a member of Audit and Risk Management Committee and Nomination Committee of the Company.

Board of Directors

Continued

MR H'NG BOON HARNG

Group Finance Director,
Non-Independent Executive
Director

Nationality: Malaysian

Age: 50

Appointed: 1 March 2021

Mr H'ng Boon Harng joined our Group in 2017 and was appointed to the Board as Group Finance Director on 1 March 2021.

He has over 20 years of extensive experience in accounting and finance functions and started his career in one of the Big Four international accounting firms and later year joined public listed and private property development companies where he held managerial position in finance.

He graduated in Accountancy from University Kebangsaan Malaysia in 1997 and later obtained his Association of Chartered Certified Accountants (ACCA) qualification in 2002. He is currently a member of Malaysian Institute of Accountants (MIA) and fellow member of Association of Chartered Certified Accountants (ACCA).



FAMILY RELATIONSHIP WITH ANY DIRECTOR AND/ OR MAJOR SHAREHOLDER

None of the Directors have family relationship with any other Directors and/or Major Shareholders of the Company.

CONFLICT OF INTEREST

None of the Directors have any conflict of interest with the Company.

CONVICTION FOR OFFENCES (WITHIN THE PAST 5 YEARS, OTHER THAN TRAFFIC OFFENCES)

None of the Directors have any conviction for offences (other than traffic offence, if any) and have not been imposed of any public sanction or penalty by the relevant regulatory bodies during the financial year.

NUMBER OF BOARD MEETINGS ATTENDED IN THE FINANCIAL YEAR ENDED 31 MARCH 2023

The details of the Directors' attendance at Board meetings are disclosed in the 'Corporate Governance Overview Statement' in this Annual Report.

Key Senior Management Team

DR. POH SOON SIM

Executive Deputy Chairman,
Non-Independent Executive
Director

Please refer to the Board of
Directors' Profile for the profile of
Dr. Poh Soon Sim.

MR H'NG BOON HARNG

Group Finance Director,
Non-Independent Executive
Director

Please refer to the Board of
Directors' Profile for the profile of
Mr H'ng Boon Harnng.

MR CHIA JEN WEN

Acting Chief Executive Officer

Nationality: Malaysian
Age: 47

Mr Chia assumed his current role
as Acting Chief Executive Officer of
IRIS Corporation Berhad on 1 January
2023. He was appointed as Chief
Operating Officer (Special Projects)
of IRIS Corporation Berhad on 10
February 2022.

Started in year 2000, he has over
20 years of experience in consulting
and senior management functions,
covering IT consultancy and third-
party testing, inspections and
certifications (TIC) both locally and
abroad.

Mr Chia holds an Upper Second-Class
Bachelor's Degree in Mechanical
Engineering from Universiti Malaya.

MR CHOONG CHOO HOCK

Chief Operating Officer

Nationality: Malaysian
Age: 61

Mr Choong Choo Hock joined our
Group in 2009. He has more than
3 decades of experience in the
semiconductor sector and has held
many leadership positions in IRIS,
including Director of Operations and
Group Director of Manufacturing.
He is currently the Chief Operating
Officer, Trusted ID.

In 1984, he began his career as a
Chemical Engineer with a Japanese
conglomerate based in Singapore
and later set up their Malaysian
operations in 1985 and progressed
to being designated as Factory
Manager. In 1995, he joined a
German Multinational where he
was appointed in various senior
management positions, serving
the domestic and global market of
the electronics and semiconductor
industries.

Mr Choong graduated with a Bachelor
of Science degree from the National
University of Singapore.

Key Senior Management Team
Continued

DR. AHMAD HUSNI BIN JOHARI
Project Director

Nationality: Malaysian
Age: 60

Dr. Ahmad Husni bin Johari joined the company as Chief Operating Officer, Sustainable Development & Domestic Sales and Government relation to manage the divestment of IRIS' non-core businesses and currently as the Project Director for NIISe Project.

He started his career as an Industrial Engineer at a Medical device company in Kulim Industrial Estate in 1986 before joining Golden Hope Plantation Berhad as its Project Engineer in 1990 to manage the downstream manufacturing facilities. He was made the Country Manager in 1995 by a listed company and based in Jakarta to manage the infrastructure project and manufacturing activities. Subsequently he was appointed the Vice President of Technology Park Malaysia (agency under MOSTI) and CEO of its subsidiary from 2005 to 2016 before joining IRIS Corporation Berhad.

He graduated with Bachelor of Science in Engineering from University of Nevada, USA in 1985 and Post Graduate Diploma in Manufacturing from Institute of Manufacturing, UK. Completed his MBA from University of Bath, UK in 1994, DBA in 2016 and received Honorary Doctorate from IIT in 2008. A certified Trainer with HRDF, he is an Associate Fellow at Malaysian Institute of Management and a Member of American Industrial Engineers.

MR TEH TEONG WEE
Chief Technology Officer

Nationality: Malaysian
Age: 52

Mr Teh Teong Wee joined IRIS Corporation Berhad in 2022 as Chief Technology Officer overseeing the Technology Division to drive all aspects of Trusted-ID solutions and leverage on the core expertise of the organization to design, configure and integrate solutions into a cohesive and efficient system to help our client's business needs and growth.

He has more than 25 years of experience and achievements in the IT industry. He started his career in a local IT company before joining a US-based leading MNC in helping organizations across industry such as aviation, retail, semiconductor, telecommunications and financial to reap the benefits of technology through large scale turnkey implementation, complex IT outsourcing and digitisation projects. He has held various leadership positions and managed various robust delivery teams in successful IT outsourcing program.

Mr Teh graduated with a Bachelor degree in Computer Science from University of Technology Malaysia (UTM).

Sustainability at IRIS

INTRODUCTION

IRIS recognises the importance of sustainability and its impact on long-term growth. We continue to embrace a culture of incorporating Economic, Environmental, and Social (EES) risks and opportunities into our decision-making, business practices, and processes.

This statement outlines IRIS' commitment to sustainability and its impact on achieving profitability in a safe, secure, and sustainable environment. IRIS Sustainability Statement FY2023 covers efforts and activities carried out in FY2023 and has been prepared in line with Bursa Malaysia Ace Market Listing Requirements and guided by the Bursa Malaysia Corporate Governance Guide and Bursa Malaysia Sustainability Reporting Guide.

OUR PRIORITIES

IRIS is committed to formulating and executing the right balance of sustainability initiatives that match long-term interests. Our sustainability approach and programmes are reviewed regularly to determine their impacts on our business and operations. IRIS's EES focus areas include:



Prosperity Economic Sustainability

Sustaining growth through market development; corporate governance and ethics; compliance and certification; impacting communities.



Planet Environmental Sustainability

Conservation and stewardship with responsible waste disposal, and through responsible consumption.



People Social Sustainability

Ensuring society's wellbeing through economic social responsibility; legal and ethical social responsibility; and discretionary social responsibility.

Sustainability at IRIS Continued



At IRIS, economic sustainability is the ability to create a more sustainable future for us and for the world by generating long-term profits while also operating in a way that is environmentally and socially responsible. This means that we must find ways to reduce our environmental impact, improve our social impact, and operate in a way that is fair and ethical.

SUSTAINING GROWTH THROUGH MARKET DEVELOPMENT

We continue to accelerate plans for business revenue growth both internationally and domestically. These initiatives focus on further growing and developing existing markets. As international borders reopen, we reconnect in-person with our customers and partners in their respective nations.

Our confidence in sustaining and growing market share is bolstered by the continuing efforts of our dedicated teams who are hard at work in expanding, updating, and repurposing our Trusted ID products and solutions into new offerings.

SUSTAINING GROWTH WITH CORPORATE GOVERNANCE AND ETHICS

We are committed to sustainability, and we believe that corporate governance and ethics are essential to achieving our sustainability goals. Our corporate governance and ethics policies are designed to ensure that our company operates in a sustainable manner.

To ensure that our company is managed in a responsible and ethical manner, our corporate governance framework is firmly in place and includes a code of ethics that sets out our company's values and expectations for employee behaviour.

Our principles of corporate governance are outlined in our Board Charter. IRIS' Board Charter guides and controls integrity, accountability, and ethics among those who have influence over IRIS' strategy and financial performance, as well as decision-making. We are, as a listed entity, committed to maintaining high ethical standards and strict adherence to policies and guidelines set by Bursa Malaysia and other relevant authorities.

Our zero-tolerance policies, such as **Fit and Proper Policy**, **Anti-Bribery** and **Anti-Corruption Policy**, and **Whistleblowing Policy**, serve as guidance and awareness for all stakeholders in identifying, avoiding, refusing unethical or illegal activities. They also encourage stakeholders to present or submit credible information on illegal practices or violations. We believe that these policies are essential to the long-term success of our company as they help us to:

- Promote social responsibility.
- Ensure fair and ethical treatment of employees, customers, and suppliers.
- Manage risk effectively.
- Build trust with our stakeholders.

SUSTAINING GROWTH WITH COMPLIANCE AND CERTIFICATION

All our customers and business partners hold our company to the highest operational, service, and delivery standards; and these standards are benchmarked to global standards and compliance.

Sustainability at IRIS
Continued

We always ensure that solid internal control systems are in place, that we continually strengthen our risk management framework, and we are committed to safeguarding confidential information. This has led to IRIS being the first company in Malaysia to be dual confirmed with worldwide recognition as Certified Security Printer and Certified Security Supplier.

Our commitment to strict compliance and rigorous auditing processes is evident in our certifications:

ISO/IEC 27001:2013 –
Information Security Management
Systems



ISO 9001:2015 –
Quality Management Systems



ISO 14001:2015 –
Environmental Management
Systems



ISO 14298:2021 (INTERGRAF) –
Management of Security Printing
Processes



CWA 15374:2018 (INTERGRAF) –
Security Management System for
Suppliers to the Secure Printing
Industry



**SUSTAINING GROWTH BY IMPACTING
COMMUNITIES**

IRIS conducts business in numerous locations, both at home and abroad, and cultivates relationships and connections in these communities. We are mindful that our operations and activities impact local communities in terms of responsible procurement of materials, employment opportunities, environmental protection, as well as social and economic avenues.

We believe in providing opportunities for graduating students from diverse backgrounds, nationalities, and fields of study through our internship and industrial training placements. Typically, interns spend a period of 3 to 6 months with us, and we are proud to have welcomed nearly 150 interns since the inception of our programme.

In addition, we have committed to offer 8-month placements to more than 450 Professional Training and Education for Growing Entrepreneurs (PROTÉGÉ) trainees, under the READY TO WORK (RTW) programme, over 5 years. PROTÉGÉ is a unit under the Ministry of Entrepreneur Development and Cooperatives (KUSKOP). The overall goal is to enhance graduates' marketability and provide them with valuable work experience across various industries. To date, 109 graduates have been recruited, of which 29 have been offered full-time employment.

We recognise the role of social enterprises in improving Malaysia's socio-economic landscape. The outputs and impacts of credible social enterprises in Malaysia are building future leaders among marginalised communities through education, addressing climate change issues and providing employment to the underserved in Malaysia.

Sustainability at IRIS
Continued



We recognise the importance of responsible resource management as we take measures to maximise our utilisation rate of raw materials and materials throughout our operations. By implementing efficient production processes, we are minimising waste generation and promoting a more sustainable approach to manufacturing. Through continuous improvements in waste reduction and recycling programmes, we are reducing our environmental footprint.

The need to reduce our environmental impact serves as a catalyst for innovation within IRIS. By embracing sustainable practices, we are experimenting with the development of new solutions, services, and processes that not only provide tangible business but also benefit the environment. Such innovations allow us to tap into new markets, such as securing government contracts or expanding into countries with more stringent environmental regulations. We know that by aligning our operations with sustainability principles, we gain a competitive edge towards opportunities for growth and

expansion while simultaneously contributing to the global environmental agenda.

CONSERVATION AND STEWARDSHIP THROUGH RESPONSIBLE CONSUMPTION

As a manufacturer and technology solutions integrator, we are aware that the production of waste is inevitable. However, we are committed to reducing our environmental impact and promoting conservation and stewardship through responsible consumption.

Waste management

We take pride in our Quality and Environmental Management System (QEMS) policy which is enforced by our Safety, Health, and Environment (SHE) team. Together, it is everyone’s responsibility to ensure that proper procedures, coordination, and approvals are in place for separating, reusing, recycling, managing, and

ENVIRONMENTAL OBJECTIVES	TARGETS	MEASUREMENT METHODS	PERFORMANCE	
			FY2022	FY2023
To reduce generation of hazardous waste	>3% reduction on yearly waste generation	Total annual volume of scheduled waste (kg) over total production output	>3%	>3%
To achieve zero (0) major chemical spillage	Zero (0) case	No reported incident	Zero (0)	Zero (0)
To achieve zero (0) environment related fine or violation	Zero (0) case	Number of fines or notices from Department of Environment (DOE)	Zero (0)	Zero (0)

Sustainability at IRIS

Continued

disposing of all waste by qualified waste treatment vendors. In FY 2023, hazardous waste generation was reduced by 29.2% from FY 2022.

We have implemented company-wide waste disposal themed programmes that aim to encourage a culture of responsible waste disposal. One of our key activities is promoting waste separation and conducting regular 3R (Reduce, Reuse & Recycle) campaigns. Our ongoing collaboration with Kloth Malaysia Sdn Bhd – a Fabric Recycling Movement, aims to prevent fabrics from ending up in landfills, seas, and oceans.

IRIS employees are also encouraged to properly dispose batteries from office and home via our battery drop box because batteries can pollute the earth due to the mercury content in them. Our SHE team will recycle these batteries at e-waste centres. Together, we are making a difference in protecting the environment.

Printing

We practice “print only when necessary” and, when required, print small quantities of sales and marketing collaterals using recycled paper or Forestry Stewardship

Council (FSC) paper. We also make deliberate efforts to manage and minimise the environmental impact of the IRIS Annual Report books by promoting the digital version of the report and encouraging our stakeholders to download the soft copy instead of requesting for a hard copy. In addition, IRIS Annual Reports are printed, in limited quantities, and in compliance with Forestry Stewardship Council (FSC) standards using paper sourced from responsibly managed forests and printed by a FSC certified printer who has been audited against the FSC Chain of Custody standard.

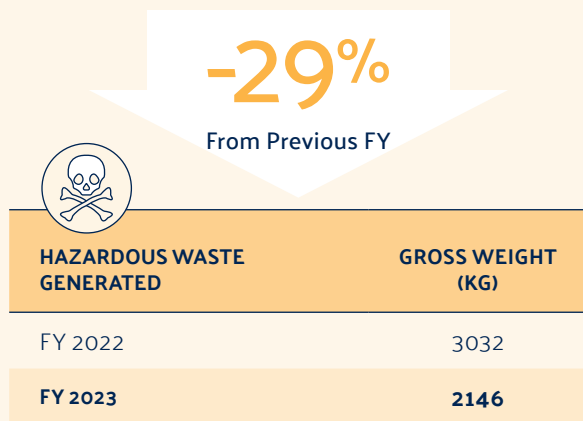
Energy & Water Management

For continual improvement on efficient electrical energy management, IRIS monitors and enforces Energy Conservation Measures (ECM) guided by Suruhanjaya Tenaga (Energy Commission) of Malaysia. New targets and guidelines continue to be introduced to align increased employee counts with consumption levels.

IRIS commits to achieve 2% year-on-year reduction on the specific energy consumption measured on 0.38kWh/unit to produce smart cards. These targets are achieved consistently by managing power demand controls and protocols.

Water and electricity consumption in general were on an upward trend for FY2023 when compared to FY2022. In FY 2023, a 17.43% increase in employee intake resulted in 4.21% increase in water usage as production output was ramped up in FY 2023 to fulfil orders. Company-wide, employees are reminded to undergo appropriate behaviour modification to reduce water and energy consumption through awareness messages and activities.

By believing in the positive impact of these efforts on the environment, we are confident that through collaboration, we can further reduce our environmental footprint.



RECYCLABLES DIVERTED FROM LANDFILLS (FY2023)

NO ACTIVITY CONDUCTED DUE TO COVID-19 PANDEMIC (FY2022)



Sustainability at IRIS
Continued



SOCIAL SUSTAINABILITY

Social sustainability at IRIS involves prioritising the well-being and fair treatment of individuals and communities where we operate. It encompasses social equity, justice, inclusivity, and quality of life, going beyond the environment to ensure access to basic needs, promote social cohesion, and safeguard human rights. Our goal is to support the welfare and empowerment of all members of society.

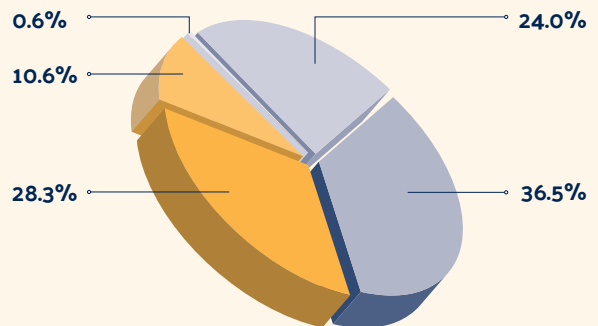
ENSURING SOCIETY’S WELLBEING THROUGH ECONOMIC SOCIAL RESPONSIBILITY

We believe that economic social responsibility is a crucial element in ensuring society’s wellbeing. Our commitment to this responsibility is reflected in our focus on prosperity. We understand that to achieve shared prosperity, IRIS must first be financially sustainable. This entails consistently generating profits for our shareholders, providing appropriate remuneration to our Board, management, and employees, paying business taxes, and meeting all other financial obligations. Through our quarterly interim and audited financial disclosures, we maintain transparency with our stakeholders regarding IRIS’ financial status, thereby demonstrating our commitment to economic social responsibility.

ENSURING SOCIETY’S WELLBEING THROUGH LEGAL AND ETHICAL SOCIAL RESPONSIBILITY

At IRIS, we understand that legal and ethical social responsibility is essential for ensuring society’s wellbeing. We prioritise providing a safe, healthy, and inspiring workplace for our employees, adhering strictly to applicable employment laws and ethical workplace practices. Our policies, benefits, and guidelines are in accordance with Malaysian Labour Laws and the International Labour Organisation (ILO) guidelines.

In FY2023, IRIS’ workforce stood at 512.



EMPLOYEES BY AGE GROUP

<21 YEARS OLD	21-30 YEARS OLD	31-40 YEARS OLD	41-50 YEARS OLD	>50 YEARS OLD
3	123	187	145	54

Sustainability at IRIS
Continued

We believe that our employees are our greatest assets and are committed to nurturing their fullest potential and capabilities. Our human resource policies ensure that our employees are treated with respect and dignity, receive fair compensation, equitable benefits packages, and are insured against harm while carrying out their tasks and responsibilities. We encourage a culture of health, safety, continuous learning and upskilling to keep up with the demands of the transforming technological landscape.

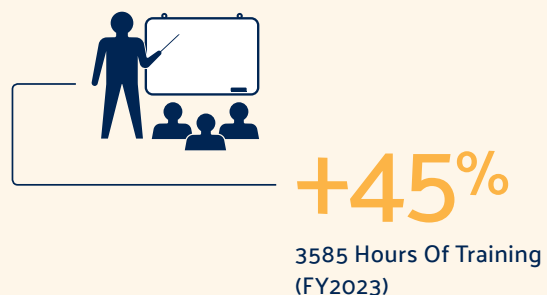
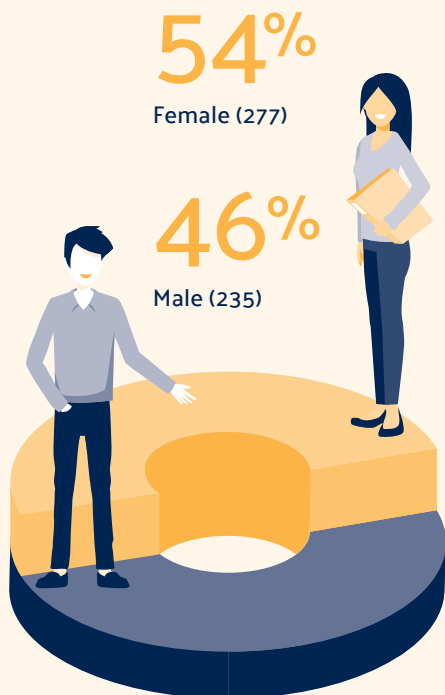
Our vision is to ensure the safety and health of all employees by setting safe standards and adopting a safe work culture. Safety and health at IRIS are overseen and enforced by our Safety, Health and Environment (SHE) Committee while our Fire Safety Organisation (FSO) team is periodically and adequately trained to respond to crisis and emergencies.

In FY2023, our employees dedicated a total of 3585 hours to training, upskilling, and various courses, marking a significant 45% increase compared to FY2022. We organised 35 training programmes, including internal, external, online, and in-house options, reflecting a 12% growth from the 29 programmes conducted in FY2022.

During FY2023, 31 staff members were selected to participate in the six-month Leadership Development Programme. This comprehensive programme involved a combination of in-person and online training, webinars, and coursework. Additionally, 7 staff members attended the Scrum Master certification programme, while 1 participated in the Business IT Architecture Fundamental (BITAF) certification programme. As part of our commitment to safety, 18 key personnel from the production team underwent the Essential Chemical Spillage Control training to enhance our chemical handling practices.

Just like in FY2022, our Training and Development team at IRIS successfully secured funding for retraining and skills upgrading programmes through the Human Resources Development Corporation (HRDC).

Among the highlights of our company-wide employee engagement activities in FY2023 was the Health Fair, where employees received free health check-ups and an insightful health talk delivered by a guest speaker from Columbia Asia Hospital.



Sustainability at IRIS

Continued

ENSURING SOCIETY'S WELLBEING THROUGH DISCRETIONARY SOCIAL RESPONSIBILITY

At IRIS, our commitment to discretionary social responsibility extends beyond mere words. By actively supporting charity events, we ensure the betterment of society and the wellbeing of those in need.

Every year, we responsibly and meaningfully contribute our time and resources to the wider community. Our employees are strongly encouraged to engage in community development activities and support charitable organisations.

IRIS supports social enterprises like Batik Boutique who specialises in producing sustainable hand-crafted batik creations made by artisans from marginalised communities in Malaysia. Together with Batik Boutique, we are committed to UN Sustainable Development Goals 1 (No poverty), 5 (Gender Equality) and 8 (Decent Work & Economic Growth).



We once again collaborated with the National Blood Bank in September 2022, after a 2-year hiatus. A total of 57 employees stepped forward to support this noble cause. 93% donors were successful with 53 pints of blood collected. Each campaign is always a big win because 1 donation can potentially save up to 3 lives.

In November 2022, IRIS proudly offered sponsorship support to the “Ai Hua Jiao 爱华教” Charity Concert, a fundraiser for the UTAR Hospital project. As a non-profit and self-sustaining hospital undergoing infrastructure development in Kampar, this initiative holds immense potential to benefit the medical community and health sciences students. Co-organized by Sin Chew Daily and Hai-O Foundation, the donations and funds raised during the charity concert were channelled towards this noble project.

IRIS also provided sponsorship to the Jabatan Hal Ehwal Agama Islam Negeri Kelantan (JAHEAIK) in their commendable efforts to support the Program Semarak Ramadan Bersama Dhuafa'. This programme was dedicated to the wellbeing of 100 orphaned children, offering them the care and support they deserve during the holy month of Ramadan.

In March 2023, we sponsored the PSC International Invitational Tennis Tournament (PSCIITT). The tournament hosted some 500 players and spectators from Singapore, Hong Kong, Thailand, Australia and Philippines, over 3 days of intense matches. IRIS donated in support of this event which serves to develop and boost the local tennis scene.

CONCLUSION

Our journey towards sustainability is an ongoing effort, as we continuously support and empower each other, integrate best practices, and implement new ways of working in order to have a lasting positive impact on communities and environments.

In September 2022, IRIS took the Malaysia Digital Climate Action Pledge (MDCAP) and is committed to share sustainability best practice such as strategy, action plan, initiatives, and to conduct operations in an environmentally responsible manner through Reduce, Reuse, Recycle practices.

Innovation is at the heart of our organisation, driving us to build a better world through our innovative products and solutions. By staying true to our vision, mission, and core values, we are forging a path towards a sustained and shared prosperity for present and future generations, together with our partners and stakeholders.

Corporate Governance Overview Statement

The Board of Directors (“the Board”) of IRIS Corporation Berhad (“IRIS” or “the Company”) is fully dedicated to maintain high standards of corporate governance throughout the Group to safeguard and promote the interests of the shareholders and to enhance the long-term value of the Group.



This statement sets out the manner in which the Group has applied the principles and best practices as set out in the Malaysian Code on Corporate Governance 2021 (“MCCG 2021” or “the Code”) as follows:

<p>Principle</p> <p>A</p> <p>BOARD LEADERSHIP AND EFFECTIVENESS</p> <p>▶ Read more on page 27</p>	<p>Principle</p> <p>B</p> <p>EFFECTIVE AUDIT AND RISK MANAGEMENT</p> <p>▶ Read more on page 37</p>	<p>Principle</p> <p>C</p> <p>INTEGRITY IN CORPORATE REPORTING AND MEANINGFUL RELATIONSHIP WITH STAKEHOLDERS</p> <p>▶ Read more on page 39</p>
---	--	---

The details of the Group’s application for each practice set out in the MCCG 2021 during the financial year 2023 are disclosed in the Corporate Governance Report (“CG Report”). A copy of the CG Report is available on the Group’s website at www.iris.com.my and announcement on the website of Bursa Malaysia Securities Berhad (“Bursa Securities”).

PRINCIPLE A:
BOARD LEADERSHIP AND EFFECTIVENESS

1. Board Responsibilities

ESTABLISHED CLEAR FUNCTIONS RESERVED FOR THE BOARD AND THOSE DELEGATED TO MANAGEMENT

The Board functions on the principle that all significant and material matters are addressed by the Board as it is accountable for the Group’s activities, strategies and financial performance. The Board is responsible for determining the strategic direction of the Group and creating value for shareholders.

The Board assumed the following principal responsibilities in discharging its functions:

- Review and approve the corporate policies, strategies and financial plans of the Group, and address the sustainability of the Group’s businesses;
- Monitor financial performance including approval of the financial reports;
- Review the adequacy and integrity of the framework and processes for internal controls, risk management, finance reporting and compliance;
- Ensure that appropriate processes are in place in respect of succession planning for appointments to the Board and to senior management positions; and
- Assume responsibility for good corporate governance.

Corporate Governance Overview Statement
Continued

PRINCIPLE A:
BOARD LEADERSHIP AND EFFECTIVENESS

1. Board Responsibilities



ESTABLISHED CLEAR FUNCTIONS RESERVED FOR THE BOARD AND THOSE DELEGATED TO MANAGEMENT (CONTINUED)

To ensure the effective discharge of its function and responsibilities, the Board delegates the day-to-day management of the Group and the implementation of the Board’s decisions and policies to the Executive Deputy Chairman. The day-to-day operations of the Group, within the authorities delegated by the Board, are further distributed under the approved Limits of Authority (“LOA”) to key management team, comprising Executive Deputy Chairman, Acting Chief Executive Officer, Group Finance Director, and C-suite of respective business segments and divisions. The principal responsibilities of the management team are as follows:

- Develop, coordinate and implement business and corporate strategies for the approval of the Board;
- Overseeing the day-to-day operations of the Group; and
- Provide the Board with relevant information, report, clarifications as and when required by the Board, to enable the Board to arrive at a decision.

The Board also delegates some of its stewardship responsibilities and risk management controls to properly constituted Board Committees, namely the Audit and Risk Management Committee, Nomination Committee and Remuneration Committee, with clearly defined terms of reference. By empowering these Committees to make recommendations on matters within their respective terms of reference, the Board is able to achieve operational efficiency and maintain control over major policies and decisions.

The functions of the Board Committees are as follows:

TYPE OF COMMITTEE	PRINCIPAL FUNCTIONS
Audit and Risk Management Committee	To review and report on the Group’s financial results, systems of internal control, risk management, related parties transactions and conflict of interests.
Nomination Committee	To assess and evaluate the effectiveness of the Board and its committee as a whole. To assess, evaluate and recommend to the Board on the appointment of new Board members and principal officers.
Remuneration Committee	To assess, review and recommend to the Board the Directors’ and principal officers’ remuneration and benefits package.

**PRINCIPLE A:
BOARD LEADERSHIP AND
EFFECTIVENESS**

**1. Board
Responsibilities**



REVIEWING AND ADOPTING THE COMPANY'S STRATEGIC PLANS

Together with the Management, the Board collectively bring a diverse range of skills and expertise to discharge their responsibilities effectively towards achieving the Group's business strategies and corporate goals, as well as providing advice and judgement for the benefit of the Group and its shareholders. The Board plays an active role in reviewing and adopting the Company's strategic plans by assessing, deliberating, and approving the Management's proposal on a strategic plan for the Group. In this regard, the Management will prepare and present to the Board the Group's Annual Business Plan and Budget for the Board's review and approval for the ensuing financial year at the Board Meeting.

OVERSEEING THE CONDUCT OF THE COMPANY'S BUSINESS

The Board oversees the performance of the Company and the Group via the discussion and updates at the Board meeting. The Board would also make the necessary business decisions to adapt to changing circumstances. The Management is tasked with the responsibility to keep the Board informed on all matters which may materially affect the Group and its business. The Management is also required to present and brief the Board on the quarterly report of the Group's financial performance.

QUALIFIED AND COMPETENT COMPANY SECRETARY

The Board is assisted by a qualified secretary who is a member of the Malaysian Institute of Chartered Secretaries and Administrators ("MAICSA") and is qualified to act as Company Secretary under the Companies Act 2016. The Company Secretary facilitates the Board on the administration and compliance of the Company's matters within the framework of relevant laws and regulations.

Deliberations during the Board meetings were properly minuted and documented by the Company Secretary. The Company Secretary works closely with the Management to ensure that there are timely and appropriate information flows within and to the Board.

BOARD CHARTER

The Board Charter sets out the roles and responsibilities of the Board, Board Committees and the Management. It is available in the Group's website at <https://www.iris.com.my>. The Board will review the Board Charter from time to time and make necessary amendments to ensure The Board Charter remains consistent with the Board's objectives, current law and practices.

WHISTLEBLOWING POLICY

The Whistleblowing Policy provides an avenue for whistleblowers to raise concerns in good faith, confidentially and professionally of any improprieties within the Group and acts as a guidance for employees, directors, stakeholders and/or any other party with a business relationship with the Group to report the improprieties without the fear of victimization, reprisal, harassment or other unfair treatment as a results of their whistleblowing. This Policy aims to provide a framework to promote responsibility and secure whistleblowing without fear of adverse consequences. The Policy is available on the Company's website at <https://www.iris.com.my>.

Corporate Governance Overview Statement

Continued

PRINCIPLE A:
BOARD LEADERSHIP AND
EFFECTIVENESS

1. Board Responsibilities




ANTI-BRIBERY AND ANTI-CORRUPTION POLICY

The Board has further strengthened the integrity, governance and anti-corruption framework of the Group by adopting and implementing the Anti-Bribery and Anti-Corruption Policy during the financial year under review.

PRINCIPLE A:
BOARD LEADERSHIP AND
EFFECTIVENESS

2. Board Composition



The Board has seven (7) directors, comprising two (2) Non-Independent Executive Directors and five (5) Independent Non-Executive Directors. The Chairman's position is currently vacant and the Company intends to appoint an independent non-executive director to the position. The number of Independent Directors is in compliance with Rule 15.02 of the Listing Requirements of Bursa Securities for ACE Market which requires 1/3 of the Board to comprise independent directors and at least one (1) board member is a woman.

DEVELOP, MAINTAIN AND REVIEW THE CRITERIA FOR RECRUITMENT AND ANNUAL ASSESSMENT OF DIRECTORS

The Nomination Committee ("NC") consists of three (3) Independent Non-Executive Directors.

The primary responsibilities of the NC are as follows:

- i. To consider and make recommendation to the Board for the appointment of new directors and principal officers for the Company and the Group;
- ii. To recommend to the Board on the composition of Board Committees;
- iii. To perform an annual review on Board requirements for skill mix, experience and other relevant qualities including core competencies which Non-Executive Directors should bring to the Board;
- iv. To perform an annual assessments on the effectiveness of the Board and the Board Committees as a whole; and
- v. Any other such functions as may be delegated by the Board from time to time.


Meetings of the NC are held as and when required, and at least once a year. The NC met twice in the financial year ended 31 March 2023. The NC carries out the evaluation exercise annually. The management will assist the NC in the assessment through annual Board Committee Effectiveness Assessment, Directors' Self and Peer Assessment exercise.

During the financial year, the members of the NC reviewed and assessed the following:

- i. Board and Board Committees' performance and contributions in relation to the accountability, responsibilities, skills, experience and other qualities;
- ii. Board and Board Committees' ability to give input at meetings and to demonstrate a high level of professionalism and integrity in the decision-making process;
- iii. Non-Executive Directors and Executive Directors performance review based on their contributions and performance;

**PRINCIPLE A:
BOARD LEADERSHIP AND
EFFECTIVENESS**

2. Board Composition



DEVELOP, MAINTAIN AND REVIEW THE CRITERIA FOR RECRUITMENT AND ANNUAL ASSESSMENT OF DIRECTORS (CONTINUED)

During the financial year, the members of the NC reviewed and assessed the following: (Continued)

- iv. Assessment on independence of Independent Directors;
- v. Woman candidates to be appointed as Director;
- vi. Directors' training needs; and
- vii. Retirement and re-election of Directors.

APPOINTMENT PROCESS

The Board, through the NC's annual appraisal, believes that the current composition of the Board brings the required mix of skills and core competencies required for the Board to discharge its duties effectively.

The Board appoints its members through a formal and transparent selection process which is consistent with the Constitution of the Company and the Fit and Proper Policy adopted by the Board. This process has been reviewed, approved and adopted by the Board. The NC strictly adheres to this process in recommending any new candidate for the approval and appointment by the Board. The Company Secretary will ensure that all appointments are properly made, and that legal and regulatory obligations are met.

RE-ELECTION AND RE-APPOINTMENT OF DIRECTOR

In accordance with the Company's Constitution, all newly appointed Directors shall retire from office but shall be eligible for re-election by shareholders at the forthcoming Annual General Meeting following their appointments. The Constitution further provides that in every subsequent year, one-third of the Directors shall retire and be eligible for re-election, provided always that all Directors, except for a Managing Director (if any) appointed for a fixed period pursuant to the Constitution, shall retire once at least in every three (3) years but shall be eligible for re-election.

GENDER DIVERSITY

Although the Board has not formally adopted a Gender Diversity Policy, the Board acknowledges the importance of boardroom diversity and the recommendation of the Code pertaining to the establishment of a Gender Diversity Policy. In its selection for Board appointment, the Board believes in, and provides equal opportunity to candidates who have the skills, experience, core competencies and other qualities regardless of gender. The evaluation and selection criteria of a Director are very much dependent on the effective blend of knowledge, skills, competencies, experiences and time commitment of the new Board member.

The Board currently has one (1) female director. The Board is of the view that its current composition provides the necessary knowledge, experience and competence to enable the Board as a whole to discharge its duties and responsibilities effectively.


The Board is mindful that any gender representation should be in the best interest of the Company. Although the Company has not reached the 30% woman representation target at Board level as required, the Board provides equal opportunity to candidates who have the skills, experience, core competencies and other qualities regardless of gender.

Corporate Governance Overview Statement

Continued

**PRINCIPLE A:
BOARD LEADERSHIP AND
EFFECTIVENESS**

2. Board Composition



ASSESSMENT OF INDEPENDENT DIRECTORS

The NC reviews the independence of Directors annually in accordance to the guidelines stipulated in the Code. In this context, the NC reviews the disclosures of Directors interest in transactions, any other relationship with the Group and whether the Directors have any conflicting interest in other companies, which may impair their ability to exercise independent judgement.

The NC had reviewed the independence of the Independent Directors and is satisfied with the level of independence demonstrated by all the Independent Directors, and their ability to act in the best interest of the Company.

TENURE OF INDEPENDENT DIRECTOR

The Board takes the Code's recommendation that the tenure of Independent Directors should not exceed a cumulative term of nine (9) years, and in the event the term is exceeded, has justification or reasons as to why such directors are retained.

The NC and the Board will recommend and hold the view that the ability of an Independent Director to exercise his/her independent judgement is not affected by the length of his/her service as Independent Director. The suitability and ability of an Independent Director to carry out his/her roles and responsibilities effectively are very much a function of his/her calibre, experience and personal qualities, particularly of his/her integrity and objectivity in discharging his/her responsibilities in good faith, in the best interest of the Company and to vigilantly safeguard the interests of the shareholders of the Company. Restriction on tenure may cause loss of experience and expertise that are important contributions to the Board's efficiency.


SEPARATION OF POSITIONS OF THE CHAIRMAN AND EXECUTIVE DIRECTOR

The roles of Chairman and the Executive Deputy Chairman have been clearly segregated to ensure that there is a balance of power and authority. The Independent Directors are not related to the major shareholders and the management of the Company, and are free from any relationship that could interfere with the exercise of their independent judgement or the ability to act in the best interest of the Company. In any case, if there is concern from any party on Board matters, it can be directed to any one of the Independent Directors.

The Directors from various professions have brought to the Board a wide range of experience, skills and knowledge that are necessary to direct and manage successfully the business and affairs of the Group towards enhancing business prosperity and corporate accountability. Information relating to the directors are set out in the 'Board of Directors' Profile' section in this Annual Report.

PRINCIPLE A:
BOARD LEADERSHIP AND
EFFECTIVENESS

**2. Board
Composition**



TIME COMMITMENTS

The directors dedicated sufficient time to carry out their responsibilities.

During the financial year ended 31 March 2023, the Board met ten (10) times, where it deliberated and considered various matters affecting the Group's operations including the Group's financial results, business and investment plans, the Group's budget and the Group's strategic direction.


Details of attendance of each Director who held office during the financial year ended 31 March 2023 are as follows:

NAME OF DIRECTORS	TOTAL MEETINGS ATTENDED BY DIRECTORS
Tan Sri Nik Mohamed Bin Nik Yaacob (Resigned on 31 January 2023)	6/8
Dr. Poh Soon Sim	10/10
Dato' Dr. Abu Talib Bin Bachik	10/10
Dato' Mohamed Khadar Bin Merican	9/10
Dato' Ng Wan Peng	10/10
Mr Ling Hee Keat	10/10
Haji Hussein Bin Ismail	10/10
Encik Shaiful Zahrin Bin Subhan (Resigned on 31 December 2022)	7/7
Mr H'ng Boon Harn	9/10

Corporate Governance Overview Statement
Continued

**PRINCIPLE A:
BOARD LEADERSHIP AND
EFFECTIVENESS**

**2. Board
Composition**



DIRECTORS' TRAINING


Although the Board does not have a policy to require each of the Directors to attend numbers and types of training programme each year, the Directors, however, are encouraged to attend briefings, conferences, forums, trade fairs (locally and internationally), seminars and training to keep abreast with the latest developments on a continuous basis on the general regulatory, economic, industry and technical developments to further enhance their skills, knowledge and experience as well as update themselves on new developments in the business environment in order to fulfill their duties as Directors.

The training and seminar courses attended by the Directors during the financial year ended 31 March 2023 were as follows:

NAME OF DIRECTOR	COURSE ATTENDED/PARTICIPATED
Dr. Poh Soon Sim	<ul style="list-style-type: none"> ● Climate Governance Session (Climate Governance Malaysia) ● Learning Passport 101 (IRIS Corporation Berhad)
Dato' Dr. Abu Talib Bin Bachik	<ul style="list-style-type: none"> ● Bursa Malaysia Immersive Session "The Agender" (Bursa Securities) ● Climate Governance Session (Climate Governance Malaysia) ● Learning Passport 101 (IRIS Corporation Berhad)
Dato' Mohamed Khadar Bin Merican	<ul style="list-style-type: none"> ● BNM – FIDE FORUM My Fintech Week Masterclass (BNM-FIDE FORUM) ● Market Risk Management – Banking Sector (ICLIF@ Asia School of Business) ● Sustainability and International Trade for Export Oriented Companies (ICLIF @ Asia Business School / MIS Sloan) ● Climate Governance Session (Climate Governance Malaysia) ● Learning Passport 101 (IRIS Corporation Berhad)
Dato' Ng Wan Peng	<ul style="list-style-type: none"> ● Directors' Continuing Education Programme (Fraser & Neave Holdings): <ul style="list-style-type: none"> - 3rd Environmental, Social and Governance (ESG) topic: ESG Performance - 4th ESG ESG Topic: Biodiversity (Environmental) ● Board of Directors 101 Series: Module 2 – Board Financial and Risk Oversight (Boardroom Corporate Services Sdn. Bhd.) ● Steward Leadership for Sustainability (Asia School of Business) ● Anti-Corruption Empowerment Talk Series – For Directors and Senior Management (HLFG, in collaboration with the Community Education Division of the Malaysian Anti-Corruption Commission) ● Tax Corporate Governance Framework (KPMG Board Leadership Center, webinar) ● Talk on Values as a Source of Competitive Advantage (ICLIF @ Asia School of Business) ● Audit Oversight Board's Conversation with Audit Committees (Session 2) (Securities Commission Malaysia's Audit Oversight Board) ● Briefing on ESG by PwC (Hong Leong Financial Group) ● Climate Governance Session (Climate Governance Malaysia) ● Learning Passport 101 (IRIS Corporation Berhad)

PRINCIPLE A:
BOARD LEADERSHIP AND
EFFECTIVENESS

2. Board Composition



DIRECTORS' TRAINING (CONTINUED)

The training and seminar courses attended by the Directors during the financial year ended 31 March 2023 were as follows: (Continued)

NAME OF DIRECTOR	COURSE ATTENDED/PARTICIPATED
Mr Ling Hee Keat	<ul style="list-style-type: none"> ● LED – Environmental, Social and Governance Essentials (Core) (Singapore Institute of Directors) ● SDP – SID – SMU Directorship Programme Preview Session (Singapore Institute of Directors) ● Climate Governance Session (Climate Governance Malaysia) ● Learning Passport 101 (IRIS Corporation Berhad)
Haji Hussein Bin Ismail	<ul style="list-style-type: none"> ● National Tax Conference (Lembaga Hasil Dalam Negeri & Chartered Tax Institute of Malaysia) ● Roles & Responsibilities as Compliance Officer Under AMLA 2001 (Suruhanjaya Syarikat Malaysia) ● 2023 Budget Seminar (Chartered Tax Institute of Malaysia) ● Climate Governance Session (Climate Governance Malaysia) ● Learning Passport 101 (IRIS Corporation Berhad)
Mr H'ng Boon Harn	<ul style="list-style-type: none"> ● Strengthening Stakeholder Management & Investor Relations: Guidebook 3 Highlights (Bursa Securities) ● Climate Governance Session (Climate Governance Malaysia) ● Learning Passport 101 (IRIS Corporation Berhad)

PRINCIPLE A:
BOARD LEADERSHIP AND
EFFECTIVENESS

3. Remuneration



The Remuneration Committee (“RC”) consists of three (3) Independent Non-Executive Directors. The RC is authorized and established by the Board and is responsible for recommending to the Board the remuneration framework for Directors as well as the remuneration packages of principal officers.

Corporate Governance Overview Statement

Continued

**PRINCIPLE A:
BOARD LEADERSHIP AND
EFFECTIVENESS**

3. Remuneration



The policy practice on the remuneration by the RC is to provide the remuneration packages necessary to attract, retain and motivate Directors and principal officers of the quality required to manage the business of the Company and to ensure that rewards are linked to their performance and contributions to the Group's growth and profitability in order to align the interest of the Directors with those of the shareholders. The RC also ensures that the level of remuneration for principal officers are linked to their level of responsibilities and contributions to the effective functioning of the Company. The RC will review the remuneration annually with the assistance from the Management before recommending to the Board for approval.

Meetings of the RC are held as and when required, and at least once a year. The RC met once in the financial year ended 31 March 2023.

REMUNERATION PACKAGE

The Company has complied with the Listing Requirements of the Bursa Securities for ACE Market on the disclosure of remuneration of Directors on a Group basis. The current remuneration policy comprises Directors' fees and directors' meeting allowance, based on the number of meetings they are attending for the year, which requires shareholders' approval.

The aggregate remuneration of Directors' for the financial year ended 31 March 2023 are as follows:

CATEGORY	SALARIES & BONUSES	DEFINED CONTRIBUTION PLANS AND SOCSO	BENEFIT IN KIND	DIRECTOR FEES	MEETING ALLOWANCES	TOTAL
	RM	RM	RM	RM	RM	RM
Group and Company						
Executive Directors						
Dr. Poh Soon Sim	1,078,400	43,816	34,985	20,000	-	1,177,201
Encik Shaiful Zahrin Bin Subhan	633,181	76,674	16,168	15,000	-	741,023
Mr H'ng Boon Harng	698,840	84,816	14,948	20,000	-	818,604
Non-Executive Directors						
Tan Sri Nik Mohamed Bin Nik Yaacob	-	-	-	67,000	3,000	70,000
Dato' Dr. Abu Talib Bin Bachik	-	-	-	92,400	13,000	105,400
Dato' Mohamed Khadar Bin Merican	-	-	-	92,400	12,000	104,400
Dato' Ng Wan Peng	-	-	-	53,516	10,000	63,516
Mr Ling Hee Keat	-	-	-	100,800	13,500	114,300
Haji Hussein Bin Ismail	-	-	-	92,400	8,000	100,400
Total	2,410,421	205,306	66,101	553,516	59,500	3,294,844

PRINCIPLE A:
BOARD LEADERSHIP AND
EFFECTIVENESS

**4. Limits of
Authority**



Limits of Authority (“LOA”) established the framework of authority and accountability within the Group. The LOA also facilitates decision-making at the appropriate level within the organization’s hierarchy as well as promotes good business practice and corporate governance across the Group.

The LOA outlines matters over which the Board will reserve its authority and those areas that are delegated to the Management. These limits cover, among others, capital expenditure, operating expenditure, contract commitments, authority over payments, undertaking and guarantees as well as other non-financial matters.

PRINCIPLE B:
EFFECTIVE AUDIT AND RISK
MANAGEMENT

**1. Audit and Risk
Management
Committee**



The Audit and Risk Management Committee (“ARMC”) comprises five (5) Independent Non-Executive Directors. The ARMC is established to support and assist the Board in discharging its statutory duties and responsibilities relating to accounting and financial reporting practices of the Company and its subsidiaries as well as having an oversight of the Group’s financial results, system of internal control, risk management, related party transactions and conflicts of interests.

The ARMC will also meet with the External Auditors without the presence of any Executive Directors and/or employees at least twice in a financial year to discuss any matters that the Audit and Risk Management Committee members and the External Auditors may wish to discuss.

The Board is responsible to present a comprehensive assessment of the Group’s position and prospects when it releases the financial statements to the shareholders, as well as ensuring the financial statements give a true and fair view of the operation results and finance state of affairs of the Group. The ARMC assists the Board to ensure accuracy and adequacy of all information for disclosure and compliance with accounting standards.

The composition and summary of activities during the financial year under review is set out in the ‘Audit and Risk Management Committee Report’ in this Annual Report.

ASSESSMENT OF EXTERNAL AUDITORS

Through the ARMC, the Board maintains a transparent and professional relationship with the Group’s External Auditors in seeking professional advice and ensuring compliance with the Malaysian Financial Reporting Standards, International Financial Reporting Standards and the requirements of the Companies Act, 2016 in Malaysia.

Corporate Governance Overview Statement

Continued

PRINCIPLE B:
EFFECTIVE AUDIT AND RISK
MANAGEMENT

1. Audit and Risk Management Committee



ASSESSMENT OF EXTERNAL AUDITORS (CONTINUED)

The ARMC reviews the independence and objectivity of the External Auditors and the services provided. The External Auditors had provided a confirmation of their independence to the ARMC that they are and have been independent throughout the conduct of the audit engagement in accordance with the terms of all relevant professional and regulatory requirements.

Upon completion of the assessment, the ARMC is satisfied that the External Auditors is competent and independent and recommended to the Board for the re-appointment of the External Auditors. The Board has in turn, recommended the same for shareholders' approval at this Annual General Meeting for the auditors' re-appointment.

PRINCIPLE B:
EFFECTIVE AUDIT AND RISK
MANAGEMENT

2. Risk Management and Internal Control Framework



SOUND FRAMEWORK TO MANAGE RISKS

The Board has overall responsibility for maintaining a sound system of internal control to safeguard shareholders' investment and the Group's assets. This is achieved by identifying principal risks, ensuring the implementation of appropriate systems to manage these risks as well as review the adequacy and integrity of the internal control system.

The Board seeks regular assurance on the effectiveness of the internal control system through independent appraisals by the internal and external auditors.

The Board acknowledges the importance of such controls and the overview of risk management and internal control framework is set out in the 'Statement on Risk Management and Internal Control' in this Annual Report.

INTERNAL AUDIT FUNCTION

Internal auditing is an independent, objective assurance and consulting activity designed to add value and improve the operations of the Group. It helps to accomplish its objective to the Group by bringing a systematic and disciplined approach to evaluate and improve the effectiveness of risk management, control and governance processes.

PRINCIPLE B:
EFFECTIVE AUDIT AND RISK
MANAGEMENT

2. Risk Management and Internal Control Framework



INTERNAL AUDIT FUNCTION (CONTINUED)

The Group has outsourced the internal audit function to an independent professional firm, Deloitte Risk Advisory Sdn Bhd, which performs regular reviews with impartiality and due professional care, in accordance with the International Professional Practices Framework of the Institute of Internal Auditors in reviewing the adequacy as well as effectiveness of the Group's risk management and internal control systems.

Details of the internal audit function are set out in the 'Statement on Risk Management and Internal Control' and the 'Audit and Risk Management Committee Report' of this Annual Report respectively.

RISK MANAGEMENT FRAMEWORK

The Board recognises that risk management, which includes creating a risk awareness culture, should be an integral part of the business operation. The Board, through the ARMC, has established an enterprise risk management ("ERM") framework with structured and systematic approaches in identifying, evaluating, monitoring, mitigating and managing enterprise risks.

PRINCIPLE C:
INTEGRITY IN CORPORATE
REPORTING AND MEANINGFUL
RELATIONSHIP WITH
STAKEHOLDERS

1. Communication with Stakeholders



The Company recognises the importance of transparency and accountability to its shareholders and the need to have clear and effective communications with the Company's institutional investors, shareholders and other stakeholders. Communication is facilitated by a number of formal channels used to inform shareholders about the performance, business activities, financial performance, material information and corporate events of the Group. Shareholders, investors and various stakeholders can also access these information via the Company's website at www.iris.com.my.


In addition, in the annual general meeting, the Board will brief shareholders on the business and operations of the Group prior to tabling the motion on audited financial statements. Shareholders will be invited to raise question concerning the financial statements. Briefing will also be given on other motions not in the ordinary courses of business of the agenda as and when needed before voting. The Board welcomes questions and feedback from shareholders during and at the end of shareholders' meetings and ensures their questions are responded in a proper and systematic manner.

Corporate Governance Overview Statement

Continued

PRINCIPLE C:
INTEGRITY IN CORPORATE
REPORTING AND MEANINGFUL
RELATIONSHIP WITH
STAKEHOLDERS

2. Conduct of General Meetings



The Annual General Meeting (“AGM”) is the principal forum for dialogue with the shareholders. At the AGM, the Board briefs the shareholders on the status of the Group’s business and operations. Shareholders have the opportunity to ask questions on resolutions being proposed, the audited financial statement of the year and the operation of the Company and the Group as well as to communicate their expectations and concern to the Company. Extraordinary General Meeting is held as and when shareholders’ approvals are required on specific matters.

The Board encourages shareholders’ participation and engagement at the general meeting as it provides an opportunity for the Board to assess the market expectations. The Board will ensure sufficient and relevant information are given for each agenda items in the notice of meeting and/or Annual Report or circular accompanying the notice of meeting. The Company complied with Practice 13.1 of MCCG 2021 to send the Notice of AGM and related Circular at least 28 days before the AGM to allow sufficient time to the shareholders to review the Annual Reports and the papers supporting the resolutions proposed.

All resolutions set out in the Notice of AGM will be carried out by poll voting. Each shareholder can vote in person or by appointing a proxy/proxies to attend and vote on his/her behalf. Separate issues are tabled in separate resolutions at general meetings, voting is carried out systematically and resolutions are properly recorded.

This Statement was approved by the Board on 28 July 2023.

Audit and Risk Management Committee Report

OBJECTIVES



The Audit and Risk Management Committee (“ARMC”) had diligently discharged its duties and responsibilities in accordance with its Terms of Reference and in the course of its duties during the financial period, the ARMC is of the view that there were no material misstatements or losses, contingencies or uncertainties requiring separate disclosure in this report.

COMPOSITION

For the period under review, the composition of the ARMC was as follows:

CHAIRMAN	MEMBERS
Dato’ Mohamed Khadar Bin Merican Independent Non-Executive Director	Dato’ Dr. Abu Talib Bin Bachik Senior Independent Non-Executive Director
	Dato’ Ng Wan Peng Independent Non-Executive Director
	Haji Hussein Bin Ismail Independent Non-Executive Director
	Mr Ling Hee Keat Independent Non-Executive Director

AUTHORITY

The ARMC is authorized by the Board of Directors (“the Board”) to review any activity of the Group within its Terms of Reference and has full access to information and resources which it needs to discharge its duties.

ARMC MEETINGS

The ARMC held five (5) meetings during the period from 1 April 2022 to 31 March 2023. The attendance of the members of the ARMC at the meetings were as follows:

NAME OF ARMC MEMBERS	TOTAL MEETINGS ATTENDED BY MEMBERS
Dato’ Mohamed Khadar Bin Merican (Chairman)	5/5
Dato’ Dr. Abu Talib Bin Bachik	5/5
Haji Hussein Bin Ismail	5/5
Mr Ling Hee Keat	5/5
Dato’ Ng Wan Peng (Appointed on 23 December 2022)	1/1

Audit and Risk Management Committee Report

Continued

ARMC MEETINGS (CONTINUED)

The Company Secretary, or her representative, was in attendance during the meetings. By invitation, the Management, Internal Auditors, External Auditors and other key personnel, where necessary, were invited to the meetings to assist with deliberations on matters within their purview.

ARMC meeting minutes were distributed to all members of the Board. The Chairman of the ARMC regularly briefs the Board on the proceedings of the ARMC.

SUMMARY OF ACTIVITIES DURING THE FINANCIAL YEAR

The ARMC carried out the following activities in accordance with its terms of reference during the financial year under review.

1. Financial Reporting

- a. Reviewed the unaudited quarterly interim financial report of the Group before recommending to the Board for approval and authorization for the release of the Group's unaudited quarterly interim financial report announcement to Bursa Malaysia Securities Berhad ("Bursa Securities").
- b. Reviewed the audited financial statement for the financial year ended 31 March 2023 before recommending to the Board for approval.
- c. Reviewed and discussed significant matters raised by Messrs. Baker Tilly Monteiro Heng PLT ("External Auditors"), including financial reporting issues and significant areas of judgement and estimations made by the Management, in accordance with the requirements set out in the Malaysian Financial Reporting Standards.
- d. Discussed and deliberated significant changes and impact of new or proposed changes in accounting standards and regulatory requirements that would affect the Group and the Company.

2. External Audit

- a. Reviewed with the External Auditors their Audit Planning Memorandum, which outlined the scope and timeline of the audit, risk assessment and audit approach and communication of key audit matters, prior to the commencement of the audit.
- b. Reviewed the External Auditors' audit fees and recommended to the Board for approval.
- c. Reviewed and discussed with the External Auditors their Audit Committee Memorandum for the financial year ended 31 March 2023. This memorandum covered significant audit findings, status of the audit, key audit matters, matters for control improvements and the expected audit opinion to be rendered by the auditors.
- d. Assessed the independence, objectivity and suitability of the External Auditors and the services provided. The ARMC was satisfied with the assessment of the External Auditors and recommended to the Board for the re-appointment of the External Auditors at the forthcoming Annual General Meeting.
- e. Met with the External Auditors twice, without the presence of Executive Directors and the Management, to review and discuss key issues and audit matters. There were no major concerns raised by the External Auditors at the meetings.

SUMMARY OF ACTIVITIES DURING THE FINANCIAL YEAR (CONTINUED)

3. Internal Audit

- a. Reviewed the internal audit plan as proposed by the outsourced internal auditors, Messrs. Deloitte Enterprise Risk Services Sdn Bhd (“Internal Auditors”), for the financial year 2023 for the Group and the Company to ensure the adequacy of the scope and coverage of the work.
- b. Reviewed the internal audit reports presented by the Internal Auditors on their findings and recommendations.
- c. Reviewed the progress of the implementation of corrective action plans agreed by the Management on all significant audit issues.
- d. Reviewed the status of outstanding audit recommendations as presented by the Internal Auditors.
- e. Obtained confirmation on independence and objectivity from the Internal Auditors that the audit personnel were free from any relationship or conflicts of interest with the Group during the audit for the financial year under review.

4. Risk Management

- a. Reviewed the adequacy of the risk management framework and recommended to the Board for approval.
- b. Reviewed the framework for the Anti-Bribery and Anti-Corruption Policy and the necessary procedures under Section 17A (5) of the Malaysian Anti-Corruption Act 2009 and recommended to the Board for approval.
- c. Reviewed the framework and necessary procedures for the Whistleblowing Policy of the Group and recommended to the Board for approval.
- d. Reviewed and communicated the risk assessment results together with action plans to manage and/or mitigate these risks to the Board.

5. Others

- a. Reviewed the Audit and Risk Management Committee Report, Corporate Governance Overview Statement, Statement on Risk Management and Internal Control (“SORMIC”) and recommended to the Board for inclusion in the Annual Report for the financial year ended 31 March 2023.

INTERNAL AUDIT FUNCTION

The outsourced Internal Auditors are independent of the activities or operations of the Group. The Internal Auditors are empowered to audit the Group’s business units, review the units’ compliance with internal control procedures and to assist the ARMC and the Management in maintaining a sound system of internal controls. The ARMC has full access to the Internal Auditors for internal audit purposes.

During the financial year under review, the Internal Auditors carried out its audit in accordance with the internal audit plan and conducted follow-up audits on agreed management remedial actions on a quarterly basis. The key areas reviewed included Strategic Human Capital Management, Project Management and Production Management.

The results of the internal audit findings and the recommendations for improvement, including corrective and preventive actions as well as targeted implementation dates, were discussed and agreed with the Management and subsequently presented to the ARMC on a quarterly basis for deliberation.

The cost incurred for internal audit services in respect of the financial year ended 31 March 2023 was approximately RM86,000.

Statement on Risk Management and Internal Control

The Board of Directors (“the Board”) of IRIS Corporation Berhad is committed to maintain sound risk management and internal control systems and to continually review the adequacy and effectiveness of the system to safeguard shareholders’ investments and the Group’s assets as well as control liabilities.



This Statement is made following Rule 15.26 (b) of the Listing Requirements of Bursa Malaysia Securities Berhad (“Bursa Securities”) for ACE Market (“ACE LR”), Principle B of the Malaysian Code of Corporate Governance (“MCCG 2021”) and is guided by the Statement on Risk Management and Internal Control Guidelines for Directors of Listed Issuers.

The Board is pleased to present the Statement on Risk Management and Internal Control (“Statement”), which outlines the nature and scope of risk management and internal control within the Group for the financial year ended 31 March 2023.

BOARD’S RESPONSIBILITY

The Board acknowledges its overall responsibility in maintaining sound risk management and internal control systems for the group as a matter of good corporate governance. The risk management and internal control systems cover, inter alia, strategy, financial, operational, compliance controls and risk management procedures.

The Board has delegated the responsibility to review the adequacy and integrity of the Group’s risk management and internal control systems to the Audit and Risk Management Committee (“ARMC”).

By its nature, the risk management and internal control system have limitations in assuring the Group from making material misstatement and incurring losses. In this regard, the ARMC together with the Internal Auditors, continuously review the Group’s risk management and internal control systems to ensure appropriate remedial action is taken to address any significant weaknesses.

This Statement does not cover associate companies or joint ventures which the Group does not have any direct operational control. Nevertheless, the Board appointed representatives or the boards of associate companies or joint ventures will oversee the business and operational activities, and to update key matters and significant information to the Board.

RISK MANAGEMENT FRAMEWORK

The Board regards risk management as an integral part of the Group’s business operations and has established an Enterprise Risk Management (“ERM”) framework.

The ERM framework involves a systematic approach in identifying, assessing, monitoring, mitigating and managing risks that may affect the Group’s achievement of its business objectives and strategies. On a day to day basis, the respective heads of departments in the Group is responsible for the timely identification, assessment, reporting and management of identified risks.

An Enterprise Risk Management Committee (“ERMC”) is formed to assist the ARMC in risk management. The ERMC, comprising key management team and heads of departments, meet regularly and is tasked with carrying the risk management activities. The activities of the ERMC are reported to the ARMC on a quarterly basis.

Statement on Risk Management and Internal Control

Continued

INTERNAL CONTROL SYSTEM

The key elements of the system of internal controls are as follows:

- In order to avoid conflicts of interest, the Group implements segregation of duties through clear delegation of responsibilities and authority among Board Committees and the Management.
- Departmental units are required to prepare annual budgets. The compiled Group budget is required to be approved by the Board to ensure effective execution. Subsequently, the results are monitored against budget to ensure appropriate remedial action plans are formulated to address the significant variances.
- Adequate reporting systems are in place for information relating to operating and financial performance, key business issues and annual financial statements being communicated to the Board and Management.
- The Group's internal policies and procedures are well documented in respective Standard Operating Procedures to ensure compliance with internal control.
- Periodic management meeting is carried out to review the operational and financial performance of the Group. This is to ensure that they are in line with the corporate objectives and strategies. The Management also formulates the strategies, policies and procedures to address changes in the business environment and risks.
- A Limits of Authority ("LOA") Matrix is established as a framework of authority and accountability within the Group. This LOA also facilitates decision-making at the appropriate levels within the organization's hierarchy.
- A strict Code of Conduct to govern the conduct of the Board members and all employees.
- The Group has adopted a Whistle-Blowing Policy which serves as an avenue for all employees, directors, stakeholders and/or any party with a business relationship with the Group, to raise concerns about misconduct or malpractice within the Group as well as ensuring the integrity of the process and information and also protecting the rights of informants.
- Adopting and regulating the Anti-Bribery and Anti-Corruption Policy which describes the Group's commitment to ensure zero-tolerance against any forms of bribery and corruption. The group is committed to conduct business with transparency, integrity and accountability.

INTERNAL AUDIT FUNCTION

The outsourced Internal Auditors, Messrs. Deloitte Enterprise Risk Services Sdn Bhd ("Internal Auditors") support the ARMC, and by extension, the Board, by providing independent assurance on the adequacy and effectiveness of the Group's internal control system. The Internal Auditors submits internal audit plans and reports to the ARMC. Included in the internal auditors reports are recommended corrective and preventive measures on risks identified, if any, for implementation by the Management.

The internal audit plan, which reflects the risk profile of the Group's major business segments, is reviewed by the ARMC. Upon recommendation from the ARMC, the Board will approve the internal audit plan.

The Board fully supports the internal audit function and through the ARMC, continuously reviews the adequacy and effectiveness of the risk management and internal control process.

Statement on Risk Management and Internal Control

Continued

INTERNAL AUDIT FUNCTION (CONTINUED)

The Internal Auditors independently reviews the risk prevention procedures and control processes implemented by the Management, and reports to the ARMC. The Internal Auditors also reviews the internal control in the key activities of the Group's businesses. The Internal Auditors adopts a risk based-approach and prepares its audit strategy and plan based on the risk profiles of the various business units of the Group.

The Internal Auditors also undertakes a review of the Group's compliance with recommended principles and best practices. The results and any corrective and preventive action that may be necessary are reported directly to the ARMC.

The ARMC reviews the risk monitoring and compliance procedures on a quarterly basis, and ensures appropriate mix of techniques are adopted to obtain the level of assurance required by the Board. The ARMC considers reports from the Internal Auditors and from the Management, before making recommendations to the Board in strengthening the risk management, internal control and governance systems.

REVIEW OF THIS STATEMENT BY EXTERNAL AUDITORS

The Company's External Auditors, Messrs. Baker Tilly Monteiro Heng PLT, has reviewed this Statement pursuant to Rule 15.23 ACE LR. Their review was performed in accordance with Audit and Assurance Practice Guide 3: Guidance for Auditors on Engagements to Report on the Statement on Risk Management and Internal Control included in the Annual Report, issued by Malaysian Institute of Accountants.

Based on their review, the External Auditors have reported to the Board that nothing has come to their attention which causes them to believe that this Statement is inconsistent with their understanding of the processes that the Board has adopted in the review of the adequacy and effectiveness of the Group's risk management and internal control system.

CONCLUSION

For the financial year under review, and up to the date of approval of this Statement, the Board is of the view that the Group's risk management and internal control systems are operating adequately and effectively in all material aspects to enable the Group to achieve its business objectives. There were no significant internal control weaknesses that have not been reported in this section, which led to material losses, contingencies or uncertainties that would require a separate disclosure in the Annual Report.

The Board has received assurance from the Executive Deputy Chairman, Acting Chief Executive Officer and Group Finance Director that the Group's risk management and internal control system is operating adequately and effectively, in all material aspects, based on the risk management and internal control system of the Group.

This Statement was approved by the Board of Directors on 28 July 2023.

Statement of Directors' Responsibility

The Directors are responsible for the preparation of financial statements of the Group and of the Company, as at the end of each financial year, that give a true and fair view of the financial position in accordance with Malaysian Financial Reporting Standards, International Financial Reporting Standards and the requirements of the Companies Act, 2016 ("Act") in Malaysia.



In preparation of the financial statements for financial year ended 31 March 2023, the Directors have:

- considered appropriate applicable accounting policies and applied them consistently;
- made judgments and estimates that are reasonable and prudent;
- prepared the financial statements, on a going concern basis, with reasonable expectation that the Group and Company have adequate resources to continue in operational existence in the foreseeable future.

The Directors are responsible to ensure that the Group and the Company keep accounting records which disclose the financial position of the Group and of the Company with reasonable accuracy, and enabling them to ensure that the financial statements comply with the Malaysian Financial Reporting Standards, International Financial Reporting Standards and the requirements of the Act in Malaysia.

The Directors have general responsibility for taking all steps as are reasonably open to them to safeguard the assets of the Group and the Company and to prevent and detect fraud and other irregularities.

Additional Compliance Information

The information set out below is disclosed in compliance with the Listing Requirements of Bursa Malaysia Securities Berhad (“Bursa Securities”) for ACE Market.



1. UTILISATION OF PROCEEDS RAISED FROM CORPORATE PROPOSAL

There were no proceeds raised from any corporate proposals during the financial year ended 31 March 2023.

2. NON-AUDIT FEES

The detail of the audit and non-audit fees paid/payable for the financial year ended 31 March 2023 to the External Auditors or a firm or company affiliated to the External Auditors are set out below:

	GROUP RM'000	COMPANY RM'000
Audit fees	467	320
Non-audit fees	10	10

3. MATERIAL CONTRACTS INVOLVING DIRECTORS' AND MAJOR SHAREHOLDERS'

For the financial year ended 31 March 2023, no contract of a material nature was entered into or subsisted between the Company and its Directors or major shareholders.

4. LIST OF PROPERTIES

For the financial year ended 31 March 2023, the list of the property as set out below:

LOCATION	DESCRIPTION OF LAND	LAND AREA (SQ.FT.)	BUILT-UP AREA (SQ.FT.)	EXISTING USE	TENURE / LEASE PERIOD	AGE OF BUILDING	DATE OF ACQUISITION	NET CARRYING VALUE RM'000
H.S(D) 116023 & 116028 PT, No. 13810 & 13811, Mukim Petaling, Daerah Kuala Lumpur	Land with a 4 and half storey building and car park facilities	188,179	328,459	Factory, warehouse and office	Sub-Lease (Term of 60 years, expiring on 16 July 2055)	26	17 July 1995	73,604

5. REVALUATION POLICY ON LANDED PROPERTIES

No valuation is carried out by the Company and its subsidiaries on landed properties during the financial year ended 31 March 2023. The latest valuation on the property of the Company was carried out by an independent firm of professional valuer on 29 June 2020.

Revaluation will be carried out when deemed appropriate by the directors or at least once in every 5 years.

6. RECURRENT RELATED PARTY TRANSACTIONS OF A REVENUE OR TRADING NATURE

There were no recurrent related party transaction of a revenue or trading nature made during the financial year ended 31 March 2023.

Reports and Financial Statements For The Financial Year Ended 31 March 2023

IRIS
CORPORATION
BERHAD
ANNUAL
REPORT 2023

REPORTS AND FINANCIAL STATEMENTS

50	Directors' Report
56	Statements of Financial Position
58	Statements of Comprehensive Income
60	Statements of Changes in Equity
63	Statements of Cash Flows
67	Notes to the Financial Statements
164	Statement by Directors
165	Statutory Declaration
166	Independent Auditors' Report

OTHER INFORMATION

172	Analysis of Shareholdings
------------	---------------------------

ANNUAL GENERAL MEETING

175	Notice of Twenty-Ninth Annual General Meeting
179	Statement Accompanying Notice of Twenty-Ninth Annual General Meeting

PROXY FORM

Directors' Report

The directors hereby submit their report together with the audited financial statements of the Group and of the Company for the financial year ended 31 March 2023.

PRINCIPAL ACTIVITIES

The principal activities of the Company are that of technology consulting and the implementation of trusted identification, payment, transportation and sustainable development.

The principal activities of its subsidiaries are disclosed in Note 9 to the financial statements.

There have been no significant changes in the nature of the principal activities during the financial year.

RESULTS

	GROUP	COMPANY
	RM'000	RM'000
Profit for the financial year, net of tax	21,890	20,849
Attributable to:		
Owners of the Company	21,900	20,849
Non-controlling interests	(10)	-
	<u>21,890</u>	<u>20,849</u>

DIVIDENDS

No dividend has been paid or declared by the Company since the end of the previous financial year.

The directors do not recommend the payment of any dividends in respect of the financial year ended 31 March 2023.

RESERVES OR PROVISIONS

There were no material transfers to or from reserves or provisions during the financial year other than those disclosed in the financial statements.

BAD AND DOUBTFUL DEBTS

Before the financial statements of the Group and of the Company were prepared, the directors took reasonable steps to ascertain that action had been taken in relation to the writing off of bad debts and the making of allowance for doubtful debts and had satisfied themselves that all known bad debts had been written off and that adequate allowance had been made for doubtful debts.

At the date of this report, the directors are not aware of any circumstances which would render the amount written off for bad debts or the amount of allowance for doubtful debts in the financial statements of the Group and of the Company inadequate to any substantial extent.

CURRENT ASSETS

Before the financial statements of the Group and of the Company were prepared, the directors took reasonable steps to ensure that any current assets which were unlikely to be realised in the ordinary course of business including their values as shown in the accounting records of the Group and of the Company had been written down to an amount which they might be expected so to realise.

At the date of this report, the directors are not aware of any circumstances which would render the values attributed to the current assets in the financial statements of the Group and of the Company misleading.

VALUATION METHODS

At the date of this report, the directors are not aware of any circumstances which have arisen which render adherence to the existing method of valuation of assets or liabilities of the Group and of the Company misleading or inappropriate.

CONTINGENT AND OTHER LIABILITIES

At the date of this report, there does not exist:

- (i) any charge on the assets of the Group or of the Company which has arisen since the end of the financial year which secures the liabilities of any other person; and
- (ii) any contingent liabilities in respect of the Group or of the Company which has arisen since the end of the financial year.

In the opinion of the directors, no contingent or other liability of the Group or of the Company has become enforceable, or is likely to become enforceable, within the period of twelve months after the end of the financial year which will or may affect the ability of the Group or of the Company to meet their obligations as and when they fall due.

CHANGE OF CIRCUMSTANCES

At the date of this report, the directors are not aware of any circumstances not otherwise dealt with in this report or the financial statements of the Group and of the Company which would render any amount stated in the financial statements misleading.

Directors' Report

Continued

ITEMS OF MATERIAL AND UNUSUAL NATURE

In the opinion of the directors,

- (i) the results of the operations of the Group and of the Company for the financial year were not substantially affected by any item, transaction or event of a material and unusual nature; and
- (ii) no item, transaction or event of a material and unusual nature has arisen in the interval between the end of the financial year and the date of this report which is likely to affect substantially the results of the operations of the Group and of the Company for the financial year in which this report is made.

AUDITORS' REMUNERATION

The auditors' remuneration of the Group and the Company during the financial year were RM467,000 and RM320,000 respectively.

The Company has agreed to indemnify the auditors of the Company as permitted under Section 289 of the Companies Act 2016 in Malaysia.

ISSUE OF SHARES AND DEBENTURES

During the financial year, no new issue of shares or debenture were made by the Company.

OPTIONS GRANTED OVER UNISSUED SHARES

No options were granted to any person to take up the unissued shares of the Company during the financial year.

DIRECTORS

The directors in office during the financial year and during the period from the end of the financial year to the date of this report are:

Dr. Poh Soon Sim *
Dato' Dr. Abu Talib Bin Bachik
Dato' Mohamed Khadar Bin Merican
Dato' Ng Wan Peng
Ling Hee Keat
Hussein Bin Ismail
H'ng Boon Harn *
Tan Sri Nik Mohamed Bin Nik Yaacob
Shaiful Zahrin Bin Subhan

(Resigned on 31 January 2023)
(Resigned on 31 December 2022)

* *Directors of the Company and certain subsidiaries*

DIRECTORS (CONTINUED)

Other than as stated above, the names of the directors of the subsidiaries of the Company in office during the financial year and during the period from the end of the financial year to the date of this report are:

Chia Jen Wen
Junaidy Bin Yazid

DIRECTORS' INTERESTS

According to the Register of Directors' Shareholdings required to be kept by the Company under Section 59 of the Companies Act 2016 in Malaysia, the interests of directors in office at the end of the financial year in shares in the Company and its related corporations during the financial year were as follows:

	NUMBER OF ORDINARY SHARES			AT 31.3.2023
	AT 1.4.2022	BOUGHT	SOLD	
Direct interests:				
Dr. Poh Soon Sim	67,000,000	1,000,000	-	68,000,000
Ling Hee Keat	110,800,000	-	-	110,800,000
H'ng Boon Harn	1,000,000	-	-	1,000,000
Indirect interests:				
Dr. Poh Soon Sim *	347,590,200	1,950,000	-	349,540,200

* Deemed interests pursuant to Section 8 of the Companies Act 2016 in Malaysia via Poh Associates Sdn. Bhd. and Orientalgold Equity Sdn. Bhd. and by virtue of his son's direct shareholdings under Section 59 of the Companies Act 2016 in Malaysia.

Other than as stated above, none of the other directors in office at the end of the financial year had any interest in ordinary shares of the Company and its related corporations during the financial year.

Directors' Report
Continued

DIRECTORS' BENEFITS

Since the end of the previous financial year, no director of the Company has received or become entitled to receive any benefit (other than benefits included in the aggregate amount of emoluments received or due by the directors as shown below) by reason of a contract made by the Company or a related corporation with the director or with a firm of which the director is a member, or with a company in which the director has a substantial financial interest other than any deemed benefit which may arise from transactions as disclosed in Note 28 to the financial statements.

The directors' benefits of the Group and the Company during the financial year are as follows:

	GROUP AND COMPANY
	RM'000
Director of the Company	
Directors' fees	554
Directors' meeting allowances	59
Directors' remuneration:	
- salaries and other remuneration	2,410
- defined contribution plans and SOCSO	205
- estimated money value of benefits-in-kind	66
	<u>3,294</u>

Neither during, nor at the end of the financial year, was the Company a party to any arrangements where the object is to enable the directors to acquire benefits by means of the acquisition of shares in, or debentures of the Company or any other body corporate.

INDEMNITY TO DIRECTORS AND OFFICERS

During the financial year, the total amount of indemnity insurance coverage and insurance premium paid for the directors and certain officers of the Company and the subsidiaries were RM5,000,000 and RM71,048 respectively.

SUBSIDIARIES

The details of the Company's subsidiaries are disclosed in Note 9 to the financial statements.

The available auditors' reports on the accounts of the subsidiaries did not contain any qualification.

SIGNIFICANT EVENTS DURING THE FINANCIAL YEAR AND SUBSEQUENT TO THE END OF THE FINANCIAL YEAR

Details of significant events during the financial year and subsequent to the end of the financial year are disclosed in Note 32 to the financial statements.

AUDITORS

The auditors, Messrs Baker Tilly Monteiro Heng PLT, have expressed their willingness to continue in office.

This report was approved and signed on behalf of the Board of Directors in accordance with a resolution of the directors:

DR. POH SOON SIM

Director

H'NG BOON HARNG

Director

Date: 28 July 2023

Statements of Financial Position as at 31 March 2023

	NOTE	GROUP		COMPANY	
		2023 RM'000	2022 RM'000	2023 RM'000	2022 RM'000
ASSETS					
Non-current assets					
Property, plant and equipment	5	79,722	90,216	80,080	83,861
Intangible assets	7	110,310	129,844	310	1,576
Operating financial assets	8	6,817	8,099	6,817	8,099
Investment in subsidiaries	9	-	-	71,935	77,865
Investment in associates	10	752	852	752	5,000
Investment in joint ventures	11	-	-	-	-
Total non-current assets		197,601	229,011	159,894	176,401
Current assets					
Inventories	12	30,376	18,374	28,831	17,071
Operating financial assets	8	1,282	1,192	1,282	1,192
Trade and other receivables	13	97,529	84,367	136,510	115,169
Prepayments		1,680	4,675	1,680	1,659
Contract assets	14	9,258	59,456	7,902	7,709
Current tax assets		-	648	-	-
Cash and short-term deposits	15	91,980	111,288	74,548	74,220
		232,105	280,000	250,753	217,020
Assets of a disposal group classified as held for sale	16	98,810	-	6,000	-
Total current assets		330,915	280,000	256,753	217,020
TOTAL ASSETS		528,516	509,011	416,647	393,421

Statements of Financial Position as at 31 March 2023

Continued

		GROUP		COMPANY	
	NOTE	2023 RM'000	2022 RM'000	2023 RM'000	2022 RM'000
EQUITY AND LIABILITIES					
Equity attributable to owners of the Company					
Share capital	17	610,759	610,759	610,759	610,759
Other reserves	18	30,190	31,283	8,851	9,134
Accumulated losses		(293,828)	(316,692)	(423,139)	(444,271)
		347,121	325,350	196,471	175,622
Non-controlling interests		(1,842)	(1,852)	-	-
TOTAL EQUITY		345,279	323,498	196,471	175,622
Non-current liabilities					
Lease liabilities	6(b)	-	2,341	-	-
Deferred tax liabilities	19	10,011	13,106	10,011	13,106
Total non-current liabilities		10,011	15,447	10,011	13,106
Current liabilities					
Loans and borrowings	20	2,795	7,500	2,795	7,500
Current tax liabilities		7,835	1,058	7,015	340
Trade and other payables	21	130,699	157,177	197,800	194,140
Lease liabilities	6(b)	-	1,697	-	79
Contract liabilities	14	2,555	2,634	2,555	2,634
		143,884	170,066	210,165	204,693
Liabilities of a disposal group classified as held for sale	16	29,342	-	-	-
Total current liabilities		173,226	170,066	210,165	204,693
TOTAL LIABILITIES		183,237	185,513	220,176	217,799
TOTAL EQUITY AND LIABILITIES		528,516	509,011	416,647	393,421

The accompanying notes form an integral part of these financial statements.

Statements of Comprehensive Income for the Financial Year ended 31 March 2023

	NOTE	GROUP		COMPANY	
		2023 RM'000	2022 RM'000	2023 RM'000	2022 RM'000
Revenue	22	348,871	210,987	242,197	153,437
Cost of sales		(265,110)	(171,997)	(171,252)	(119,393)
Gross profit		83,761	38,990	70,945	34,044
Other income		21,040	5,837	10,731	4,549
Administrative expenses		(38,344)	(36,652)	(35,461)	(33,034)
Net reversal of impairment losses/ (impairment losses) on financial instruments		101	1,381	93,299	(96)
Other expenses		(32,870)	(3,712)	(107,446)	(3,469)
Operating profit		33,688	5,844	32,068	1,994
Finance costs	23	(748)	(1,648)	(403)	(1,266)
Share of results of associates, net of tax		(100)	(4)	-	-
Profit before tax	24	32,840	4,192	31,665	728
Income tax expense	25	(10,950)	(787)	(10,816)	(1,134)
Profit/(Loss) for the financial year		21,890	3,405	20,849	(406)
Other comprehensive loss, net of tax					
<i>Items that may be reclassified subsequently to profit or loss</i>					
Exchange differences on translation of foreign operations		(129)	-	-	-
Other comprehensive loss for the financial year		(129)	-	-	-
Total comprehensive income/ (loss) for the financial year		21,761	3,405	20,849	(406)

Statements of Comprehensive Income for the Financial Year ended 31 March 2023
Continued

		GROUP		COMPANY	
	NOTE	2023 RM'000	2022 RM'000	2023 RM'000	2022 RM'000
Profit/(Loss) attributable to:					
Owners of the Company		21,900	3,412	20,849	(406)
Non-controlling interests		(10)	(7)	-	-
		21,890	3,405	20,849	(406)
Total comprehensive income/ (loss) attributable to:					
Owners of the Company		21,771	3,412	20,849	(406)
Non-controlling interests		(10)	(7)	-	-
		21,761	3,405	20,849	(406)
Earnings per share attributable to owners of the Company (sen per share)					
Basic	26(a)	0.67	0.11		
Diluted	26(b)	0.67	0.11		

The accompanying notes form an integral part of these financial statements.

Statements of Changes in Equity for the Financial Year ended 31 March 2023

		ATTRIBUTABLE TO THE OWNERS OF THE COMPANY						
GROUP	NOTE	SHARE CAPITAL RM'000	FOREIGN CURRENCY TRANSLA- TION RESERVE RM'000	REVALUA- TION RESERVE RM'000	ACCUMU- LATED LOSSES RM'000	SUB- TOTAL RM'000	NON- CONTROL- LING INTERESTS RM'000	TOTAL EQUITY RM'000
At 1 April 2022		610,759	130	31,153	(316,692)	325,350	(1,852)	323,498
Total comprehensive income/(loss) for the financial year								
Profit for the financial year		-	-	-	21,900	21,900	(10)	21,890
Other comprehensive loss for the financial year		-	(129)	-	-	(129)	-	(129)
Total comprehensive income/(loss)		-	(129)	-	21,900	21,771	(10)	21,761
Transactions with owners								
Shares subscribed by non-controlling interest of a subsidiary	9(b)	-	-	-	-	-	20	20
Total transactions with owners		-	-	-	-	-	20	20
Realisation of revaluation reserve	18	-	-	(964)	964	-	-	-
At 31 March 2023		610,759	1	30,189	(293,828)	347,121	(1,842)	345,279

Statements of Changes in Equity for the Financial Year ended 31 March 2023
Continued

		ATTRIBUTABLE TO THE OWNERS OF THE COMPANY						
GROUP	NOTE	SHARE CAPITAL RM'000	FOREIGN CURRENCY TRANSLATION RESERVE RM'000	REVALUA- TION RESERVE RM'000	ACCUMU- LATED LOSSES RM'000	SUB- TOTAL RM'000	NON- CONTROL- LING INTERESTS RM'000	TOTAL EQUITY RM'000
At 1 April 2021		582,090	130	32,117	(300,214)	314,123	(22,699)	291,424
Total comprehensive income/(loss) for the financial year								
Profit for the financial year		-	-	-	3,412	3,412	(7)	3,405
Total comprehensive income/(loss)		-	-	-	3,412	3,412	(7)	3,405
Transactions with owners								
Issue of ordinary shares	17	28,669	-	-	-	28,669	-	28,669
Change in ownership interests in a subsidiary	9(b)	-	-	-	(20,854)	(20,854)	20,854	-
Total transactions with owners		28,669	-	-	(20,854)	7,815	20,854	28,669
Realisation of revaluation reserve	18	-	-	(964)	964	-	-	-
At 31 March 2022		610,759	130	31,153	(316,692)	325,350	(1,852)	323,498

Statements of Changes in Equity for the Financial Year ended 31 March 2023
Continued

COMPANY	NOTE	ATTRIBUTABLE TO THE OWNERS OF THE COMPANY			TOTAL EQUITY RM'000
		SHARE CAPITAL RM'000	REVALUATION RESERVE RM'000	ACCUMULATED LOSSES RM'000	
At 1 April 2021		582,090	9,417	(444,148)	147,359
Total comprehensive loss for the financial year					
Loss for the financial year		-	-	(406)	(406)
Total comprehensive loss		-	-	(406)	(406)
Transactions with owners					
Issue of ordinary shares	17	28,669	-	-	28,669
Total transactions with owners		28,669	-	-	28,669
Realisation of revaluation reserve	18	-	(283)	283	-
At 31 March 2022		610,759	9,134	(444,271)	175,622
Total comprehensive income for the financial year					
Profit for the financial year		-	-	20,849	20,849
Total comprehensive income		-	-	20,849	20,849
Realisation of revaluation reserve	18	-	(283)	283	-
At 31 March 2023		610,759	8,851	(423,139)	196,471

The accompanying notes form an integral part of these financial statements.

Statements of Cash Flows for the Financial Year ended 31 March 2023

	GROUP		COMPANY		
	NOTE	2023 RM'000	2022 RM'000	2023 RM'000	2022 RM'000
Cash flows from operating activities					
Profit before tax		32,840	4,192	31,665	728
Adjustments for:					
Amortisation of intangible assets		1,266	1,266	1,266	1,266
Bad debts written off		-	67	-	67
Depreciation of property, plant and equipment		7,075	6,627	4,692	4,937
Effect of accretion of interest on operating financial assets		(704)	(790)	(704)	(790)
Finance costs		748	1,648	403	1,266
Gain on disposal of investment in associate		-*	-	-*	-
(Gain)/Loss on disposal of property, plant and equipment		-*	207	-*	175
Impairment loss on goodwill		18,268	-	-	-
Impairment loss on trade and other receivables		6	370	1,835	370
Impairment loss on investment in subsidiaries		-	-	93,008	-
Impairment loss on investment in associate		-	-	4,248	-
Interest income		(1,710)	(1,929)	(954)	(1,158)
Net reversal of inventories written down		(2,138)	(242)	(2,083)	(203)
Reversal of impairment loss on trade and other receivables		(107)	(1,751)	(95,135)	(274)
Share of results of associates		100	4	-	-
Unrealised gain on foreign exchange		14,208	(540)	9,856	(564)
Operating profit before changes in working capital		69,852	9,129	48,097	5,820
Changes in working capital:					
Contract assets/(liabilities)		(8,949)	(49,421)	(272)	2,266
Inventories		(9,864)	2,160	(9,677)	3,202
Operating financial assets		1,896	1,896	1,896	1,896
Trade and other payables		(5,623)	17,694	1,214	(16,491)
Trade and other receivables		(23,887)	3,222	(13,174)	6,292
Prepayments		2,995	(2,520)	(21)	(229)
Net cash from/(used in) operations		26,420	(17,840)	28,063	2,756
Interest paid		(528)	(1,434)	(398)	(1,257)
Interest received		1,710	1,929	954	1,158
Income tax paid		(7,400)	(374)	(7,236)	(13)
Net cash from/(used in) operating activities		20,202	(17,719)	21,383	2,644

Statements of Cash Flows for the Financial Year ended 31 March 2023

Continued

	NOTE	GROUP		COMPANY	
		2023 RM'000	2022 RM'000	2023 RM'000	2022 RM'000
Cash flows from investing activities					
Acquisition/addition in investment in subsidiaries		-	-	(93,078)	-*
Repayment from/(Advances to) subsidiaries		-	-	79,063	(24,073)
Proceeds from disposal of plant and equipment		147	340	-*	226
Proceeds from disposal of an associate		-*	-	-*	-
Purchase of property, plant and equipment	(a)	(983)	(4,007)	(911)	(1,261)
Placement of fixed deposits		(1,023)	(213)	(972)	(212)
Subscription of shares by non-controlling interests in a subsidiary		20	-	-	-
Net cash used in investing activities		(1,839)	(3,880)	(15,898)	(25,320)
Cash flows from financing activities					
Proceeds from issuance of shares		-	28,669	-	28,669
Proceeds from bankers' acceptance	(b)	2,795	-	2,795	-
(Repayment)/Drawdown of unstructured loan	(b)	(7,500)	7,500	(7,500)	7,500
Repayment of term loan	(b)	-	(18,750)	-	(18,750)
Payments of lease liabilities	(b)	(1,917)	(1,283)	(84)	(60)
Net cash (used in)/from financing activities		(6,622)	16,136	(4,789)	17,359
Net increase/(decrease) in cash and cash equivalents		11,741	(5,463)	696	(5,317)
Cash and cash equivalents at the beginning of the financial year		94,468	100,666	60,706	66,758
Effect of exchange rate changes on cash and cash equivalents		(1,408)	(735)	(1,340)	(735)
Cash and cash equivalents at the end of the financial year	15(a)	104,801	94,468	60,062	60,706

* Represent amount less than RM1,000

Statements of Cash Flows for the Financial Year ended 31 March 2023

Continued

(a) Purchase of property, plant and equipment

During the financial year, the Group and the Company made the following cash payments to purchase property, plant and equipment:

	GROUP		COMPANY	
	2023 RM'000	2022 RM'000	2023 RM'000	2022 RM'000
Purchase of property, plant and equipment	983	9,114	911	1,391
Financed by way of lease arrangement	-	(5,107)	-	(130)
Cash payments on purchase of property, plant and equipment	983	4,007	911	1,261

(b) Reconciliation of liabilities arising from financing activities:

	NON-CASH				
	1.4.2022 RM'000	TRANSFER TO DISPOSAL GROUP CLASSIFIED AS HELD FOR SALE RM'000	INTEREST EXPENSES RM'000	CASH FLOWS RM'000	31.3.2023 RM'000
Group					
Lease liabilities	4,038	(2,341)	220	(1,917)	-
Bankers' acceptance	-	-	-	2,795	2,795
Unstructured loan	7,500	-	-	(7,500)	-
	11,538	(2,341)	220	(6,622)	2,795

	NON-CASH				
	1.4.2021 RM'000	ACQUISITION RM'000	INTEREST EXPENSES RM'000	CASH FLOWS RM'000	31.3.2022 RM'000
Group					
Lease liabilities	-	5,107	214	(1,283)	4,038
Term loan	18,750	-	-	(18,750)	-
Unstructured loan	-	-	-	7,500	7,500
	18,750	5,107	214	(12,533)	11,538

Statements of Cash Flows for the Financial Year ended 31 March 2023

Continued

(b) Reconciliation of liabilities arising from financing activities (Continued):

	NON-CASH			
	1.4.2022 RM'000	INTEREST EXPENSES RM'000	CASH FLOWS RM'000	31.3.2023 RM'000
Company				
Lease liabilities	79	5	(84)	-
Bankers' acceptance	-	-	2,795	2,795
Unstructured loan	7,500	-	(7,500)	-
	7,579	5	(4,789)	2,795

	NON-CASH				
	1.4.2021 RM'000	ACQUISITION RM'000	INTEREST EXPENSES RM'000	CASH FLOWS RM'000	31.3.2022 RM'000
Company					
Lease liabilities	-	130	9	(60)	79
Term loan	18,750	-	-	(18,750)	-
Unstructured loan	-	-	-	7,500	7,500
	18,750	130	9	(11,310)	7,579

(c) Total cash outflows for leases as a lessee

During the financial year, the Group and the Company had total cash outflows for leases of RM2,219,000 and RM230,000 (2022: RM1,434,000 and RM211,000) respectively.

The accompanying notes form an integral part of these financial statements.

Notes to the Financial Statements

1. CORPORATE INFORMATION

IRIS Corporation Berhad (“the Company”) is a public limited liability company, incorporated and domiciled in Malaysia and is listed on the ACE Market of Bursa Malaysia Securities Berhad.

The registered office of the Company is located at Level 5, Tower 8, Avenue 5, Horizon 2, Bangsar South City, 59200 Kuala Lumpur.

The principal place of business of the Company is located at IRIS Smart Technology Complex, Lot 8 & 9, Technology Park Malaysia, Bukit Jalil, 57000 Kuala Lumpur.

The principal activities of the Company are that of technology consulting and the implementation of trusted identification, payment, transportation and sustainable development.

The principal activities of its subsidiaries are disclosed in Note 9 to the financial statements.

There have been no significant changes in the nature of the activities during the financial year.

The financial statements were authorised for issue by the Board of Directors in accordance with a resolution of the directors on 28 July 2023.

2. BASIS OF PREPARATION

2.1 Statement of compliance

The financial statements of the Group and of the Company have been prepared in accordance with Malaysian Financial Reporting Standards (“MFRSs”), International Financial Reporting Standards and the requirements of the Companies Act 2016 in Malaysia.

2.2 Adoption of amendments/improvements to MFRSs

The Group and the Company have adopted the following amendments/improvements to MFRSs for the current financial year:

Amendments/Improvements to MFRSs

MFRS 1	First-time Adoption of Malaysian Financial Reporting Standards
MFRS 3	Business Combinations
MFRS 9	Financial Instruments
MFRS 116	Property, Plant and Equipment
MFRS 137	Provisions, Contingent Liabilities and Contingent Assets
MFRS 141	Agriculture

The adoption of the above amendments/improvements to MFRSs did not have any significant effect on the financial statements of the Group and of the Company and did not result in significant changes to the Group’s and the Company’s existing accounting policies.

Notes to the Financial Statements

Continued

2. BASIS OF PREPARATION (CONTINUED)

2.3 New MFRS and amendments/improvements to MFRSs that have been issued, but are yet to be effective

- (a) The Group and the Company have not adopted the following new MFRS and amendments/improvements to MFRSs that have been issued, but are yet to be effective:

	EFFECTIVE FOR FINANCIAL PERIODS BEGINNING ON OR AFTER
<u>New MFRS</u>	
MFRS 17 Insurance Contracts	1 January 2023
<u>Amendments/Improvements to MFRSs</u>	
MFRS 1 First-time Adoption of Malaysian Financial Reporting Standards	1 January 2023#
MFRS 3 Business Combinations	1 January 2023#
MFRS 5 Non-current Assets Held for Sale and Discontinued Operations	1 January 2023#
MFRS 7 Financial Instruments: Disclosures	1 January 2023#/ 1 January 2024
MFRS 9 Financial Instruments	1 January 2023#
MFRS 10 Consolidated Financial Statements	Deferred
MFRS 15 Revenue from Contracts with Customers	1 January 2023#
MFRS 16 Leases	1 January 2024
MFRS 17 Insurance Contracts	1 January 2023
MFRS 101 Presentation of Financial Statements	1 January 2023/ 1 January 2023#/ 1 January 2024
MFRS 107 Statement of Cash Flows	1 January 2023#/ 1 January 2024
MFRS 108 Accounting Policies, Changes in Accounting Estimates and Errors	1 January 2023
MFRS 112 Income Taxes	1 January 2023
MFRS 116 Property, Plant and Equipment	1 January 2023#
MFRS 119 Employee Benefits	1 January 2023#
MFRS 128 Investments in Associates and Joint Ventures	Deferred/ 1 January 2023#
MFRS 132 Financial Instruments: Presentation	1 January 2023#
MFRS 136 Impairment of Assets	1 January 2023#
MFRS 137 Provisions, Contingent Liabilities and Contingent Assets	1 January 2023#
MFRS 138 Intangible Assets	1 January 2023#
MFRS 140 Investment Property	1 January 2023#

Amendments as to the consequence of effective of MFRS 17 Insurance Contracts

2. BASIS OF PREPARATION (CONTINUED)

2.3 New MFRS and amendments/improvements to MFRSs that have been issued, but are yet to be effective (Continued)

- (b) The Group and the Company plan to adopt the above applicable new MFRS and amendments/improvements to MFRSs when they become effective. A brief discussion on the above significant new MFRS and amendments/improvements to MFRSs that may be applicable to the Group and the Company are summarised below.

Amendments to MFRS 10 Consolidated Financial Statements and MFRS 128 Investments in Associates and Joint Ventures

These amendments address an acknowledged inconsistency between the requirements in MFRS 10 and those in MFRS 128, in dealing with the sale or contribution of assets between an investor and its associate or joint venture.

The main consequence of the amendments is that a full gain or loss is recognised when a transaction involves a business, as defined in MFRS 3. A partial gain or loss is recognised when a transaction involves assets that do not constitute a business.

Amendments to MFRS 16 Leases

The amendments clarify how an entity should subsequently measure the leaseback liability that arise in a sale and leaseback transaction. Although MFRS 16 includes requirements on how to account for a sale and leaseback at the date the transaction takes place, it has not specified how to measure the sale and leaseback transaction when reporting after that date.

The amendments add subsequent measurement requirements for the right-of-use assets and lease liability arising from a sale and leaseback transaction by clarifying that a seller-lessee in a sale and leaseback transaction shall apply paragraphs 29 to 35 to the right-of-use asset arising from the leaseback and paragraphs 36 to 46 to the lease liability arising from the leaseback. The amendments will not change the accounting for leases other than those arising in a sale and leaseback transaction.

Amendments to MFRS 101 Presentation of Financial Statements

The amendments include specifying that an entity's right to defer settlement of a liability for at least twelve months after the reporting period must have substance and must exist at the end of the reporting period; clarifying that classification of liability is unaffected by the likelihood of the entity to exercise its right to defer settlement of the liability for at least twelve months after the reporting period; clarifying how lending conditions affect classification of a liability; and clarifying requirements for classifying liabilities an entity will or may settle by issuing its own equity instruments.

Notes to the Financial Statements
Continued

2. BASIS OF PREPARATION (CONTINUED)

2.3 New MFRS and amendments/improvements to MFRSs that have been issued, but are yet to be effective (Continued)

- (b) The Group and the Company plan to adopt the above applicable new MFRS and amendments/improvements to MFRSs when they become effective. A brief discussion on the above significant new MFRS and amendments/improvements to MFRSs that may be applicable to the Group and the Company are summarised below (Continued).

Amendments to MFRS 101 Presentation of Financial Statements (Continued)

In another amendments, an entity is required to disclose its material accounting policy information rather than significant accounting policies. The amendments, amongst others, also include examples of circumstances in which an entity is likely to consider an accounting policy information to be material to its financial statements. To support this amendments, MFRS Practice Statement 2 was also amended to provide guidance on how to apply the concept of materiality to accounting policy information disclosures. The guidance and examples provided in the MFRS Practice Statement 2 highlight the need to focus on entity-specific information and demonstrate how the four-step materiality process can address standardised (or boilerplate) information and duplication of requirements of MFRSs in the accounting policy information disclosures.

The latest amendments to MFRS 101 clarify how conditions with which an entity must comply within 12 months after the reporting period affect the classification of a liability. As such, the amendments specify that covenants to be complied with after the reporting date do not affect the classification of debt as current or non-current at the reporting date. Instead, the amendments require an entity to disclose information about these covenants in the notes to the financial statements.

Amendments to MFRS 108 Accounting Policies, Changes in Accounting Estimates and Errors

The amendments revise the definition of accounting estimates to clarify how an entity should distinguish changes in accounting policies from changes in accounting estimates. The distinction is important because the changes in accounting estimates are applied prospectively to transactions, other events, or conditions from the date of that change, but changes in accounting policies are generally also applied retrospectively to past transactions and other past events.

Amendments to MFRS 112 Income Taxes

The amendments specify how an entity should account for deferred tax on transactions such as leases and decommissioning obligation.

In specified circumstances, MFRS 112 exempts an entity from recognising deferred tax when it recognises assets or liabilities for the first time. There had been some uncertainties about whether the exemption from recognising deferred tax applied to transactions such as leases and decommissioning obligations – transactions for which an entity recognises both an asset and a liability. The amendments clarify that the exemption does not apply and that entity is required to recognise deferred tax on such transactions.

2. BASIS OF PREPARATION (CONTINUED)

2.3 New MFRS and amendments/improvements to MFRSs that have been issued, but are yet to be effective (Continued)

- (b) The Group and the Company plan to adopt the above applicable new MFRS and amendments/improvements to MFRSs when they become effective. A brief discussion on the above significant new MFRS and amendments/improvements to MFRSs that may be applicable to the Group and the Company are summarised below (Continued).

Amendments to MFRS 112 Income Taxes (Continued)

In another amendments, it gives entities temporary relief from recognising and disclosing accounting for deferred taxes arising from the Organisation for Economic Co-operation and Development's ("OECD") international tax reform; and introduces targeted disclosure requirements to help investors better understand an entity's exposure to income taxes arising from the reform, particularly before legislation implementing the rules is in effect.

Applying the temporary relief, entities neither recognise nor disclose information about deferred tax assets and liabilities related to Pillar Two income taxes. The relief will help to ensure consistency in the financial statements while easing into the implementation of the rules by allowing time for entities to assess how they are affected.

Amendments to MFRS 107 Statement of Cash Flows and MFRS 7 Financial Instruments: Disclosures

Amendments to MFRS 107 and MFRS 7 respond to investors' concerns that some supplier finance arrangements – also referred to as supply chain finance, trade payables finance or reverse factoring arrangements – used by entities are not sufficiently visible, hindering investors' analysis.

The disclosure requirements require entities to disclose information that would enable users of financial statements to assess how supplier finance arrangements affect an entity's operations; including the effects supplier finance arrangements have on an entity's liability, cash flows and exposures to liquidity risk. The new disclosure requirements would also inform users of financial statements on how an entity might be affected if the arrangements were no longer available to it.

- (c) The financial effects of the adoption of the applicable amendments/improvements to MFRSs that have been issued but are yet to be effective are currently still being assessed by the Group and the Company.

2.4 Functional and presentation currency

The individual financial statements of each entity in the Group are measured using the currency of the primary economic environment in which they operate ("the functional currency"). The consolidated financial statements are presented in Ringgit Malaysia ("RM"), which is also the Company's functional currency, and has been rounded to the nearest thousand, unless otherwise stated.

Notes to the Financial Statements

Continued

2. BASIS OF PREPARATION (CONTINUED)

2.5 Basis of measurement

The financial statements of the Group and of the Company have been prepared on the historical cost basis, except as otherwise disclosed in Note 3 to the financial statements.

3. SUMMARY OF SIGNIFICANT ACCOUNTING POLICIES

Unless otherwise stated, the following accounting policies have been applied consistently to all the financial years presented in the financial statements of the Group and of the Company.

3.1 Basis of consolidation and economic entities

The consolidated financial statements comprise the financial statements of the Company and its subsidiaries. The financial statements of the subsidiaries, associates and joint ventures used in the preparation of the consolidated financial statements are prepared for the same reporting date as the Company. Consistent accounting policies are applied to like transactions and events in similar circumstances.

(a) Subsidiaries and business combination

Subsidiaries are entities over which the Group is exposed, or has rights, to variable returns from its involvement with the acquirees and has the ability to affect those returns through its power over the acquirees.

The financial statements of subsidiaries are included in the consolidated financial statements from the date the Group obtains control of the acquirees until the date the Group loses control of the acquirees.

The Group applies the acquisition method to account for business combinations from the acquisition date.

For a new acquisition, goodwill is initially measured at cost, being the excess of the following:

- the fair value of the consideration transferred, calculated as the sum of the acquisition-date fair value of assets transferred (including contingent consideration), the liabilities incurred to former owners of the acquiree and the equity instruments issued by the Group. Any amounts that relate to pre-existing relationships or other arrangements before or during the negotiations for the business combination, that are not part of the exchange for the acquiree, will be excluded from the business combination accounting and be accounted for separately; plus

3. SUMMARY OF SIGNIFICANT ACCOUNTING POLICIES (CONTINUED)

3.1 Basis of consolidation and economic entities (Continued)

(a) Subsidiaries and business combination (Continued)

For a new acquisition, goodwill is initially measured at cost, being the excess of the following (Continued):

- the recognised amount of any non-controlling interests in the acquiree either at fair value or at the proportionate share of the acquiree's identifiable net assets at the acquisition date (the choice of measurement basis is made on an acquisition-by-acquisition basis); plus
- if the business combination is achieved in stages, the acquisition-date fair value of the previously held equity interest in the acquiree; less
- the net fair value of the identifiable assets acquired and the liabilities (including contingent liabilities) assumed at the acquisition date.

The accounting policy for goodwill is set out in Note 3.7(a) to the financial statements.

When the excess is negative, a bargain purchase gain is recognised immediately in profit or loss at the acquisition date.

Transaction costs, other than those associated with the issue of debt or equity securities, that the Group incurs in connection with a business combination are expensed as incurred.

If the business combination is achieved in stages, the Group remeasures the previously held equity interest in the acquiree to its acquisition-date fair value, and recognises the resulting gain or loss, if any, in profit or loss. Amounts arising from interests in the acquiree prior to the acquisition date that have previously been recognised in other comprehensive income are reclassified to profit or loss or transferred directly to retained earnings on the same basis as would be required if the acquirer had disposed directly of the previously held equity interest.

If the initial accounting for a business combination is incomplete by the end of the reporting period in which the business combination occurs, the Group uses provisional fair value amounts for the items for which the accounting is incomplete. The provisional amounts are adjusted to reflect new information obtained about facts and circumstances that existed as of the acquisition date, including additional assets or liabilities identified in the measurement period. The measurement period for completion of the initial accounting ends as soon as the Group receives the information it was seeking about facts and circumstances or learns that more information is not obtainable, subject to the measurement period not exceeding one year from the acquisition date.

Upon the loss of control of a subsidiary, the Group derecognises the assets and liabilities of the former subsidiary, any non-controlling interests and the other components of equity related to the former subsidiary from the consolidated statement of financial position. Any gain or loss arising on the loss of control is recognised in profit or loss. If the Group retains any interest in the former subsidiary, then such interest is measured at fair value at the date that control is lost. Subsequently, it is accounted for as an associate, a joint venture or a financial asset.

Notes to the Financial Statements
Continued

3. SUMMARY OF SIGNIFICANT ACCOUNTING POLICIES (CONTINUED)

3.1 Basis of consolidation and economic entities (Continued)

(a) Subsidiaries and business combination (Continued)

Changes in the Group's ownership interest in a subsidiary that do not result in a loss of control are accounted for as equity transactions. The difference between the Group's share of net assets before and after the change, and the fair value of the consideration received or paid, is recognised directly in equity.

(b) Non-controlling interests

Non-controlling interests represent the equity in subsidiaries not attributable, directly or indirectly, to owners of the Company and are presented separately in the consolidated statement of financial position within equity.

Losses attributable to the non-controlling interests are allocated to the non-controlling interests even if the losses exceed the non-controlling interests.

(c) Associates

Associates are entities over which the Group has significant influence, but not control, to the financial and operating policies.

Investment in associates is accounted for in the consolidated financial statements using the equity method.

Under the equity method, the investment in associates is initially recognised at cost. The cost of investment includes transaction costs. Subsequently, the carrying amount is adjusted to recognise changes in the Group's share of net assets of the associate.

When the Group's share of losses exceeds its interest in an associate, the carrying amount of that interest including any long-term investments is reduced to zero, and the recognition of further losses is discontinued except to the extent that the Group has an obligation or has made payments on behalf of the associate.

When the Group ceases to have significant influence over an associate, any retained interest in the former associate at the date when significant influence is lost is measured at fair value and this amount is regarded as the initial carrying amount of financial asset. Any difference between the carrying amount of the associate upon loss of significant influence and the fair value of the retained investment and proceeds from disposal is recognised in profit or loss.

When the Group's interest in an associate decreases but does not result in a loss of significant influence, any retained interest is not remeasured. Any gain or loss arising from the decrease in interest is recognised in profit or loss. Any gains or losses previously recognised in other comprehensive income are also reclassified proportionately to the profit or loss if that gain or loss would be required to be reclassified to profit or loss on the disposal of the related assets or liabilities.

3. SUMMARY OF SIGNIFICANT ACCOUNTING POLICIES (CONTINUED)

3.1 Basis of consolidation and economic entities (Continued)

(d) Joint arrangements

Joint arrangements arise when the Group and another party or parties are bound by a contractual arrangement, and the contractual arrangement gives the Group and the other party or parties, joint control of the arrangement. Joint control exists when there is contractually agreed sharing of control of an arrangement whereby decisions about the relevant activities require the unanimous consent of the parties sharing control.

Joint arrangements are classified and accounted for as follows:

- A joint arrangement is classified as a “joint operation” when the Group has rights to the assets and obligations for the liabilities relating to the arrangement. The Group accounts for its share of its assets (including its share of any assets held jointly), its liabilities (including its share of any liabilities incurred jointly), its revenue from the sale of its share of the output arising from the joint operation, its share of the revenue from the sale of the output by the joint operation and its expenses (including its share of any expenses incurred jointly).
- A joint arrangement is classified as “joint venture” when the Group has rights to the net assets of the arrangements. The Group accounts for its interests in the joint ventures using the equity method in accordance with MFRS 128 *Investments in Associates and Joint Ventures*.

The Group has assessed the nature of its joint arrangement and determined it to be joint ventures and accounted for its interest in the joint ventures using the equity method.

(e) Transactions eliminated on consolidation

Intra-group balances and transactions, and any unrealised income and expenses arising from intra-group transactions are eliminated in preparing the consolidated financial statements.

Unrealised gains arising from transactions with equity-accounted associates and joint ventures are eliminated against the investment to the extent of the Group’s interest in the investee. Unrealised losses are eliminated in the same way as unrealised gains, but only to the extent that there is no evidence of impairment.

3.2 Separate financial statements

In the Company’s statement of financial position, investment in subsidiaries, associates and joint ventures are measured at cost less any accumulated impairment losses, unless the investment is classified as held for sale or distribution. The cost of investment includes transaction costs. The policy for the recognition and measurement of impairment losses shall be applied on the same basis as would be required for impairment of non-financial assets as disclosed in Note 3.13(b) to the financial statements.

Contributions to subsidiaries are amounts for which the settlement is neither planned nor likely to occur in the foreseeable future is, in substance, considered as part of the Company’s investment in the subsidiaries.

Notes to the Financial Statements
Continued

3. SUMMARY OF SIGNIFICANT ACCOUNTING POLICIES (CONTINUED)

3.3 Foreign currency transactions and operations

(a) Translation of foreign currency transactions

Foreign currency transactions are translated to the respective functional currencies of the Group's entities at the exchange rates prevailing at the dates of the transactions.

At the end of each reporting date, monetary items denominated in foreign currencies are retranslated at the exchange rates prevailing at the reporting date.

Non-monetary items denominated in foreign currencies that are measured at fair value are retranslate at the rates prevailing at the dates the fair values were determined. Non-monetary items denominated in foreign currencies that are measured at historical cost are translated at the historical rates as at the dates of the initial transactions.

Foreign exchange differences arising on settlement or retranslation of monetary items are recognised in profit or loss except for monetary items that are designated as hedging instruments in either a cash flow hedge or a hedge of the Group's net investment of a foreign operation. When settlement of a monetary item receivable from or payable to a foreign operation is neither planned nor likely to occur in the foreseeable future, exchange differences are recognised in profit or loss in the separate financial statements of the parent company or the individual financial statements of the foreign operation. In the consolidated financial statements, the exchange differences are considered to form part of a net investment in a foreign operation and are recognised initially in other comprehensive income until its disposal, at which time, the cumulative amount is reclassified to profit or loss.

The gain or loss arising on translation of non-monetary items measured at fair value is treated in line with the recognition of the gain or loss on the change in fair value of the item (i.e. translation differences on items whose fair value gain or loss is recognised in other comprehensive income or profit or loss are also recognised in other comprehensive income or profit or loss, respectively).

(b) Translation of foreign operations

The assets and liabilities of foreign operations denominated in the functional currency different from the presentation currency, including goodwill and fair value adjustments arising on acquisition, are translated into the presentation currency at exchange rates prevailing at the reporting date. The income and expenses of foreign operations are translated at exchange rates at the dates of the transactions.

Exchange differences arising on the translation are recognised in other comprehensive income. However, if the foreign operation is a non-wholly owned subsidiary, then the relevant proportionate share of the translation difference is allocated to the non-controlling interests.

When a foreign operation is disposed of such that control, significant influence or joint control is lost, the cumulative amount in foreign exchange translation reserves related to that foreign operation is reclassified to profit or loss. For a partial disposal not involving loss of control of a subsidiary that includes a foreign operation, the proportionate share of cumulative amount in foreign exchange translation reserve is reattributed to non-controlling interests. For partial disposals of associates or joint ventures that do not result in the Group losing significant influence or joint control, the proportionate share of the cumulative amount in foreign exchange translation reserve is reclassified to profit or loss.

3. SUMMARY OF SIGNIFICANT ACCOUNTING POLICIES (CONTINUED)

3.4 Financial instruments

Financial instruments are recognised in the statements of financial position when, and only when, the Group and the Company become a party to the contractual provisions of the financial instruments.

Except for the trade receivables that do not contain a significant financing component or for which the Group and the Company have applied the practical expedient, the financial instruments are recognised initially at its fair value plus or minus, in the case of a financial asset or financial liability not at fair value through profit or loss, transaction costs that are directly attributable to the acquisition or issue of the financial asset and financial liability. Transaction costs of financial assets carried at fair value through profit or loss are expensed in profit or loss. Trade receivables that do not contain a significant financing component or for which the Group and the Company have applied the practical expedient are measured at the transaction price determined under MFRS 15 *Revenue from Contracts with Customers*.

An embedded derivative is recognised separately from the host contract and accounted for as a derivative if, and only if, it is not closely related to the economic characteristics and risks of the host contract; it is a separate instrument with the same terms as the embedded derivative would meet the definition of a derivative; and the hybrid contract is not measured as fair value through profit or loss. The host contract, in the event an embedded derivative is recognised separately, is accounted for in accordance with the policy applicable to the nature of the host contract.

A derivative embedded within a hybrid contract containing a financial asset host is not accounted for separately. The financial asset host together with the embedded derivative is required to be classified in its entirety as a financial asset at fair value through profit or loss.

(a) Subsequent measurement

The Group and the Company categorise the financial instruments as follows:

(i) Financial assets

For the purposes of subsequent measurement, financial assets are classified in four categories:

- Financial assets at amortised cost
- Financial assets at fair value through other comprehensive income with recycling of cumulative gains and losses upon derecognition
- Financial assets designated at fair value through other comprehensive income with no recycling of cumulative gains and losses upon derecognition
- Financial assets at fair value through profit or loss

The classification depends on the entity's business model for managing the financial assets and the contractual cash flows characteristics of the financial assets.

The Group and the Company reclassify financial assets when and only when their business models for managing those assets change.

Notes to the Financial Statements

Continued

3. SUMMARY OF SIGNIFICANT ACCOUNTING POLICIES (CONTINUED)

3.4 Financial instruments (Continued)

(a) Subsequent measurement (Continued)

The Group and the Company categorise the financial instruments as follows (Continued):

(i) Financial assets (Continued)

Debt instruments

Subsequent measurement of debt instruments depends on the Group's and the Company's business model for managing the asset and the cash flow characteristics of the asset. There are three measurement categories into which the Group and the Company classify their debt instruments:

- **Amortised cost**

Financial assets that are held for collection of contractual cash flows and those cash flows represent solely payments of principal and interest are measured at amortised cost. Financial assets at amortised cost are subsequently measured using the effective interest method and are subject to impairment. The policy for the recognition and measurement of impairment is in accordance with Note 3.13(a) to the financial statements. Gains and losses are recognised in profit or loss when the financial asset is derecognised, modified or impaired.

- **Fair value through other comprehensive income ("FVOCI")**

Financial assets that are held for collection of contractual cash flows and for selling the financial assets, and the assets' cash flows represent solely payments of principal and interest, are measured at FVOCI. For debt instruments at FVOCI, interest income, foreign exchange revaluation and impairment losses or reversals are recognised in profit or loss and computed in the same manner as for financial assets measured at amortised cost. The remaining fair value changes are recognised in other comprehensive income. The policy for the recognition and measurement of impairment is in accordance with Note 3.13(a) to the financial statements. Upon derecognition, the cumulative fair value change recognised in other comprehensive income is recycled to profit or loss.

- **Fair value through profit or loss ("FVPL")**

Financial assets at FVPL include financial assets held for trading, financial assets designated upon initial recognition at fair value through profit or loss, or financial assets mandatorily required to be measured at fair value. Financial assets are classified as held for trading if they are acquired for the purpose of selling or repurchasing in the near term. Derivatives, including separated embedded derivatives, are also classified as held for trading unless they are designated as effective hedging instruments. Financial assets with cash flows that are not solely payments of principal and interest are classified and measured at fair value through profit or loss, irrespective of the business model. Notwithstanding the criteria for debt instruments to be classified at amortised cost or at FVOCI, as described above, debt instruments may be designated at fair value through profit or loss on initial recognition if doing so eliminates, or significantly reduces, an accounting mismatch.

Financial assets at fair value through profit or loss are carried in the statements of financial position at fair value with net changes in fair value recognised in the profit or loss.

3. SUMMARY OF SIGNIFICANT ACCOUNTING POLICIES (CONTINUED)

3.4 Financial instruments (Continued)

(a) Subsequent measurement (Continued)

The Group and the Company categorise the financial instruments as follows (Continued):

(i) Financial assets (Continued)

Equity instruments

The Group and the Company subsequently measure all equity investments at fair value. Upon initial recognition, the Group and the Company can make an irrevocable election to classify its equity investments that is not held for trading as equity instruments designated at FVOCI. The classification is determined on an instrument-by-instrument basis.

Gains and losses on these financial assets are not recycled to profit or loss. Dividends are recognised as other income in the profit or loss when the right of payment has been established, except when the Group and the Company benefit from such proceeds as a recovery of part of the cost of the financial asset, in which case, such gains are recorded in other comprehensive income. Equity instruments designated at FVOCI are not subject to impairment assessment.

(ii) Financial liabilities

The Group and the Company classify their financial liabilities in the following measurement categories:

- Financial liabilities at fair value through profit or loss
- Financial liabilities at amortised cost

Financial liabilities at fair value through profit or loss

Financial liabilities at fair value through profit or loss include financial liabilities held for trading, including derivatives (except for a derivative that is a financial guarantee contract or a designated and effective hedging instrument) or financial liabilities designated into this category upon initial recognition.

Subsequent to initial recognition, financial liabilities at fair value through profit or loss are measured at fair value with the gain or loss recognised in profit or loss.

Financial liabilities designated upon initial recognition at fair value through profit or loss are designated at the initial date of recognition, and only if the criteria in MFRS 9 *Financial Instruments* are satisfied. The Group and the Company have not designated any financial liability as at fair value through profit or loss.

Notes to the Financial Statements
Continued

3. SUMMARY OF SIGNIFICANT ACCOUNTING POLICIES (CONTINUED)

3.4 Financial instruments (Continued)

(a) Subsequent measurement (Continued)

The Group and the Company categorise the financial instruments as follows (Continued):

(ii) Financial liabilities (Continued)

Financial liabilities at amortised cost

Subsequent to initial recognition, other financial liabilities are measured at amortised cost using effective interest method. Gains and losses are recognised in profit or loss when the financial liabilities are derecognised and through the amortisation process.

(b) Financial guarantee contracts

A financial guarantee contract is a contract that requires the issuer to make specified payments to reimburse the holder for a loss it incurs because a specified debtor fails to make payment when due in accordance with the original or modified terms of a debt instrument.

Financial guarantee contracts are recognised initially as a liability at fair value, net of transaction costs that are directly attributable to the issuance of the guarantee. Subsequent to initial recognition, the liability is measured at the higher of the amount of the loss allowance determined in accordance with Section 5.5 of MFRS 9 and the amount initially recognised, when appropriate, the cumulative amount of income recognised in accordance with the principles of MFRS 15.

(c) Regular way purchase or sale of financial assets

A regular way purchase or sale is a purchase or sale of a financial asset under a contract whose terms require delivery of the asset within the time frame established generally by regulation or convention in the marketplace concerned.

A regular way purchase or sale of financial assets shall be recognised and derecognised, as applicable, using trade date accounting (i.e. the date the Group and the Company commit themselves to purchase or sell an asset).

Trade date accounting refers to:

- (i) the recognition of an asset to be received and the liability to pay for it on the trade date; and
- (ii) derecognition of an asset that is sold, recognition of any gain or loss on disposal and the recognition of a receivable from the buyer for payment on the trade date.

Generally, interest does not start to accrue on the asset and corresponding liability until the settlement date when title passes.

3. SUMMARY OF SIGNIFICANT ACCOUNTING POLICIES (CONTINUED)

3.4 Financial instruments (Continued)

(d) Derecognition

A financial asset or a part of it is derecognised when, and only when:

- (i) the contractual rights to receive the cash flows from the financial asset expire, or
- (ii) the Group and the Company have transferred their rights to receive cash flows from the asset or have assumed an obligation to pay the received cash flows in full without material delay to a third party; and either (a) the Group and the Company have transferred substantially all the risks and rewards of the asset, or (b) the Group and the Company have neither transferred nor retained substantially all the risks and rewards of the asset, but have transferred control of the asset.

The Group and the Company evaluate if, and to what extent, they have retained the risks and rewards of ownership. When they have neither transferred nor retained substantially all the risks and rewards of the asset, nor transferred control of the asset, the Group and the Company continue to recognise the transferred asset to the extent of their continuing involvement. In that case, the Group and the Company also recognise an associated liability. The transferred asset and the associated liability are measured on a basis that reflects the rights and obligations that the Group and the Company have retained.

Continuing involvement that takes the form of a guarantee over the transferred asset is measured at the lower of the original carrying amount of the asset and the maximum amount of consideration that the Group and the Company could be required to repay.

On derecognition of a financial asset, the difference between the carrying amount (measured at the date of derecognition) and the consideration received (including any new asset obtained less any new liability assumed) is recognised in profit or loss.

A financial liability or a part of it is derecognised when, and only when, the obligation specified in the contract is discharged, cancelled or expired. On derecognition of a financial liability, the difference between the carrying amount and the consideration paid, including any non-cash assets transferred or liabilities assumed, is recognised in profit or loss.

(e) Offsetting of financial instruments

Financial assets and financial liabilities are offset and the net amount is presented in the statements of financial position if there is a currently enforceable legal right to offset the recognised amounts and there is an intention to settle on a net basis, to realise the assets and settle the liabilities simultaneously.

In accounting for a transfer of a financial asset that does not qualify for derecognition, the entity shall not offset the transferred asset and the associated liability.

Notes to the Financial Statements
Continued

3. SUMMARY OF SIGNIFICANT ACCOUNTING POLICIES (CONTINUED)

3.5 Property, plant and equipment

(a) Recognition and measurement

Property, plant and equipment (other than leasehold land and leasehold buildings) are measured at cost less accumulated depreciation and any accumulated impairment losses. The policy for the recognition and measurement of impairment losses is in accordance with Note 3.13(b) to the financial statements.

Leasehold land and buildings are measured at fair value, based on valuations by external independent valuers, less accumulated depreciation on buildings and any impairment losses recognised after the date of revaluation. Valuations are performed with sufficient regularity to ensure that the fair value of the leasehold land and buildings does not differ materially from the carrying amount. Any accumulated depreciation as at the date of revaluation is eliminated against the gross carrying amount of the asset and the net amount is restated to the revalued amount of the asset.

A revaluation surplus is recognised in other comprehensive income and credited to the revaluation reserve. However, the increase shall be recognised in profit or loss to the extent that it reverses a revaluation decrease of the same asset previously recognised in profit or loss. If the asset's carrying amount is decreased as results of a revaluation, the decrease shall be recognised in profit or loss. However, the decrease shall be recognised in other comprehensive income to the extent of any credit balance existing in the revaluation reserve in respect of that asset.

The revaluation reserve is transferred to retained earnings as the assets are used. The amount of revaluation reserve transferred is the difference between depreciation based on the revalued carrying amount of the asset and depreciation based on the asset's original cost.

Cost of assets includes expenditures that are directly attributable to the acquisition of the asset and any other costs that are directly attributable to bringing the asset to working condition for its intended use, and the costs of dismantling and removing the items and restoring the site on which they are located. The cost of self-constructed assets also includes cost of materials, direct labour, and any other direct attributable costs but excludes internal profits. For qualifying assets, borrowing costs are capitalised in accordance with the accounting policy on borrowing costs in Note 3.17 to the financial statements.

Purchased software that is integral to the functionality of the related equipment is capitalised as part of that equipment.

When significant parts of an item of property, plant and equipment have different useful lives, they are accounted for as separate items of property, plant and equipment.

(b) Subsequent costs

The cost of replacing a part of an item of property, plant and equipment is included in the asset's carrying amount or recognised as a separate asset, as appropriate, only when it is probable that the future economic benefits associated with the part will flow to the Group or the Company and their cost can be measured reliably. The carrying amount of the replaced part is derecognised. All other repairs and maintenance are charged to the profit or loss as incurred.

3. SUMMARY OF SIGNIFICANT ACCOUNTING POLICIES (CONTINUED)

3.5 Property, plant and equipment (Continued)

(c) Depreciation

All property, plant and equipment are depreciated on straight-line basis by allocating their depreciable amounts over their remaining useful lives.

	USEFUL LIVES (YEARS)
Leasehold buildings	50 years
Office buildings	2 to 4 years
Office equipment, furniture and fittings	3 to 10 years
Motor vehicles	5 years
Plant and machinery	3 to 13 years

The residual values, useful lives and depreciation methods are reviewed at the end of each reporting period and adjusted as appropriate.

(d) Derecognition

An item of property, plant and equipment is derecognised upon disposal or when no future economic benefits are expected from its use or disposal. Any gain or loss arising on derecognition of the asset is recognised in profit or loss.

3.6 Leases

(a) Definition of lease

At inception of a contract, the Group and the Company assess whether a contract is, or contains, a lease. A contract is, or contains, a lease if the contract conveys the right to control the use of an identified asset for a period in exchange for consideration. To assess whether a contract conveys the right to control the use of an identified asset, the Group and the Company assess whether:

- the contract involves the use of an identified asset;
- the Group and the Company have the right to obtain substantially all the economic benefits from use of the asset throughout the period of use; and
- the Group and the Company have the right to direct the use of the asset.

(b) Lessee accounting

At the lease commencement date, the Group and the Company recognise a right-of-use asset and a lease liability with respect to all lease arrangements in which it is the lessee, except for short-term leases (defined as leases with a lease term of 12 months or less) and leases of low value assets.

The Group and the Company present right-of-use assets that do not meet the definition of investment properties in Note 5 and Note 6(a) to the financial statements.

Notes to the Financial Statements
Continued

3. SUMMARY OF SIGNIFICANT ACCOUNTING POLICIES (CONTINUED)

3.6 Leases (Continued)

(b) Lessee accounting (Continued)

Right-of-use asset

The right-of-use asset (other than leasehold land) is initially recognised at cost, which comprises the initial amount of the lease liability adjusted for any lease payments made at or before the commencement date, plus any initial direct costs incurred and an estimate of costs to dismantle and remove the underlying asset or to restore the underlying asset or the site on which it is located, less any lease incentives received.

Leasehold land is measured at fair value, based on valuations by external independent valuers, less accumulated depreciation on buildings and any impairment losses recognised after the date of revaluation. Any accumulated depreciation as at the date of revaluation is eliminated against the gross carrying amount of the asset and the net amount is restated to the revalued amount of the asset.

The right-of-use asset is subsequently measured at cost less accumulated depreciation and any accumulated impairment losses and adjust for any remeasurement of the lease liabilities. The right-of-use asset is depreciated using the straight-line method from the commencement date to the earlier of the end of the useful life of the right-of-use asset or the end of the lease term. If the Group and the Company expect to exercise a purchase option, the right-of-use asset is depreciated over the useful life of the underlying asset. The depreciation starts from the commencement date of the underlying asset. The policy for the recognition and measurement of impairment losses is in accordance with Note 3.13(b) to the financial statements.

Lease liability

The lease liability is initially measured at the present value of the lease payments that are not paid at the commencement date, discounted by using the rate implicit in the lease. If this rate cannot be readily determined, the Group and the Company use their incremental borrowing rate.

Lease payments included in the measurement of the lease liability comprise:

- fixed lease payments (including in-substance fixed payments), less any lease incentives;
- variable lease payments that depend on an index or rate, initially measured using the index or rate at the commencement date; and
- the exercise price of a purchase option, if the lessee is reasonably certain to exercise that option.

The lease liability is subsequently measured by increasing the carrying amount to reflect interest on the lease liability and by reducing the carrying amount to reflect the lease payments made.

3. SUMMARY OF SIGNIFICANT ACCOUNTING POLICIES (CONTINUED)

3.6 Leases (Continued)

(b) Lessee accounting (Continued)

Lease liability (Continued)

The Group and the Company remeasure the lease liability (and makes a corresponding adjustment to the related right-of-use asset) whenever:

- the lease term has changed or there is a change in the assessment of exercise of a purchase option, in which case the lease liability is remeasured by discounting the revised lease payments using a revised discount rate.
- the lease payments change due to changes in an index or rate or a change in expected payment under a guaranteed residual value, in which cases the lease liability is remeasured by discounting the revised lease payments using the initial discount rate (unless the lease payments change is due to a change in a floating interest rate, in which case a revised discount rate is used).
- a lease contract is modified and the lease modification is not accounted for as a separate lease, in which case the lease liability is remeasured by discounting the revised lease payments using a revised discount rate.

Variable lease payments that do not depend on an index or a rate are not included in the measurement of the lease liability and the right-of-use asset. The related payments are recognised as an expense in the period in which the event or condition that triggers those payments occurs and are included in the line “other expenses” in the statements of comprehensive income.

The Group and the Company have elected not to separate non-lease components and account for the lease and non-lease components as a single lease component.

Short-term leases and leases of low value assets

The Group and the Company have elected not to recognise right-of-use assets and lease liabilities for short-term leases and leases of low value assets. The Group and the Company recognise the lease payments as an operating expense on a straight-line basis over the term of the lease unless another systematic basis is more representative of the time pattern in which economic benefits from the leased asset are consumed.

(c) Lessor accounting

A lease is classified as a finance lease if it transfers substantially all the risks and rewards incidental to ownership. All other leases that do not meet this criterion are classified as operating leases.

When the Group and the Company are intermediate lessors, they account for the head lease and the sublease as two separate contracts. The sublease is classified as a finance or operating lease by reference to the right-of-use asset arising from the head lease. If a head lease is a short-term lease to which the Group applies the exemption described in Note 3.6(b) to the financial statements, then it classifies the sub-lease as an operating lease.

Notes to the Financial Statements
Continued

3. SUMMARY OF SIGNIFICANT ACCOUNTING POLICIES (CONTINUED)

3.6 Leases (Continued)

(c) Lessor accounting (Continued)

If an entity in the Group is a lessor in an operating lease, the underlying asset is not derecognised but is presented in the statements of financial position according to the nature of the asset. Lease income from operating leases is recognised in profit or loss on a straight-line basis over the lease term, unless another systematic basis is more representative of the time pattern in which use benefit derived from the leased asset is diminished.

When a contract includes lease and non-lease components, the Group and the Company apply MFRS 15 *Revenue from Contracts with Customers* to allocate the consideration under the contract to each component.

3.7 Goodwill and other intangible assets

(a) Goodwill

Goodwill arising from business combinations is initially measured at cost, being the excess of the aggregate of the consideration transferred and the amount recognised for non-controlling interests, and any previous interest held, over the net identifiable assets acquired and liabilities assumed. After initial recognition, goodwill is measured at cost less any accumulated impairment losses. The policy for the recognition and measurement of impairment losses is in accordance with Note 3.13(b) to the financial statements.

In respect of equity-accounted associates and joint venture, goodwill is included in the carrying amount of the investment and is not tested for impairment individually. Instead, the entire carrying amount of the investment is tested for impairment as a single asset when there is objective evidence of impairment.

(b) Development costs

An intangible asset arising from development is recognised when the following criteria are met:

- it is technically feasible to complete the intangible asset so that it will be available for use or sale;
- the Group and the Company intend to complete the intangible asset and use or sell it;
- there is an ability to use or sell the asset;
- it can be demonstrated how the intangible asset will generate future economic benefits;
- adequate resources to complete the development and to use or sell the intangible asset are available; and
- the expenditures attributable to the intangible asset during its development can be reliably measured.

Other development costs that do not meet these criteria are recognised in profit or loss as incurred. Development costs previously recognised as an expense are not recognised as an intangible asset in a subsequent period.

3. SUMMARY OF SIGNIFICANT ACCOUNTING POLICIES (CONTINUED)

3.7 Goodwill and other intangible assets (Continued)

(b) Development costs (Continued)

Capitalised development costs are measured at cost less accumulated amortisation and accumulated impairment losses. The development costs are amortised on a straight-line basis over the period of 5 years during which their economic benefits are expected to be consumed. The policy for the recognition and measurement of impairment losses is in accordance with Note 3.13(b) to the financial statements.

(c) Intellectual properties

Intellectual properties consist of the acquisition costs of the exclusive rights of a suite of software modules, including the trademarks, licenses, copyright, source codes and associated documentation. The acquisition costs are capitalised as intangible assets as they are able to generate future economic benefits to the Group and the Company.

The intellectual properties are amortised on a straight-line basis over the period range from 10 years to 20 years during which their economic benefits are expected to be consumed. The policy for the recognition and measurement of impairment of any losses is in accordance with Note 3.13(b) to the financial statements.

When the indication of impairment exists, the carrying amount is assessed and written down immediately to its recoverable amount.

3.8 Inventories

Inventories are measured at the lower of cost and net realisable value.

Costs incurred in bringing the inventories to their present location and condition are accounted for as follows:

- raw materials: purchase costs on a weighted average cost basis.
- finished goods and work-in-progress: costs of direct materials and labour and a proportion of manufacturing overheads based on normal operating capacity. These costs are assigned on a weighted average cost basis.

Net realisable value is the estimated selling price in the ordinary course of business, less the estimated costs of completion and the estimated costs necessary to make the sale.

3.9 Service concession arrangements

The Group and the Company entered into various public-to-private service concession arrangements to construct, operate and maintain infrastructures used to provide a public service for a specified period of time. Under these concession arrangements, the grantor controls significant residual interest in the infrastructure at the end of the concession period.

Notes to the Financial Statements

Continued

3. SUMMARY OF SIGNIFICANT ACCOUNTING POLICIES (CONTINUED)

3.9 Service concession arrangements (Continued)

The service concession arrangements are accounted for based on the nature of the consideration as follows:

- the intangible asset model is used to the extent that the Group and the Company receive a right (a license) to charge users of the public service;
- the financial asset model is used when the Group and the Company have an unconditional right to receive cash or another financial asset from or at the direction of the grantor for the construction services; or
- when the unconditional right to receive cash covers only part of the service, the two models are combined to account separately for each component.

Financial assets model

The Group and the Company account for their service concession arrangements under the financial assets model as the Group and the Company have unconditional rights to receive cash or another financial asset from or at the direction of the grantor for the construction services. The consideration received and receivable is allocated by reference to the relative stand-alone selling prices of the various services delivered when the amounts are separately identifiable. The Group and the Company estimate the relative stand-alone selling prices of the services by reference to the costs of providing each service plus a reasonable profit margin.

In the financial asset model, the amount due from the grantor meets the definition of a receivable which is measured at the amount of consideration to which the Group and the Company expect to be entitled. It is subsequently measured at amortised cost. The amount initially recognised plus the cumulative interest on that amount is calculated using the effective interest method.

Any asset carried under concession arrangements is derecognised when the contractual rights to the financial asset expire.

3.10 Contract assets/(liabilities)

Contract asset is the right to consideration in exchange for goods or services transferred to the customers when that right is conditioned on something other than the passage of time (for example, the Group's and the Company's future performance).

The policy for the recognition and measurement of impairment losses is in accordance with Note 3.13(a) to the financial statements.

Contract liability is the obligation to transfer goods or services to customer for which the Group and the Company have received the consideration or have billed the customer.

3. SUMMARY OF SIGNIFICANT ACCOUNTING POLICIES (CONTINUED)

3.11 Non-current assets or disposal group held for sale

Non-current assets or disposal groups are classified as held for sale if their carrying amount will be recovered principally through a sale transaction rather than through continuing use. The criteria for held for sale classification is regarded as met only when:

- the asset or disposal group is available for immediate sale in its present condition;
- the Group is committed to a plan to sell the asset and the asset or disposal group is actively marketed for sale at a price that is reasonable in relation to its current fair value; and
- the sale is expected to be completed within one year from the date of classification and actions required to complete the plan indicates that it is unlikely that significant changes to the plan will be made or that the sale will be withdrawn.

Immediately before classification as held for sale, the assets, or components of a disposal group, are remeasured in accordance with the Group's accounting policies. Thereafter, generally the assets or disposal groups are measured at the lower of carrying amount and fair value less costs to sell.

Any impairment loss on the disposal group is first allocated to goodwill, and then to remaining assets and liabilities on pro-rata basis, except that no loss is allocated to inventories, financial assets, deferred tax assets, employee benefit assets and investment property that is measured at fair value, which continue to be measured in accordance with the Group's accounting policies. Impairment losses on initial classification as held for sale and subsequent gains or losses on remeasurement are recognised in profit or loss. A gain for any subsequent increase in fair value less costs to sell of an asset is recognised but not in excess of the cumulative impairment loss that has been recognised.

Intangible assets and property, plant and equipment once classified as held for sale are not amortised or depreciated. In addition, equity accounting of equity-accounted associates and joint venture ceases once classified as held for sale.

Assets and liabilities classified as held for sale are presented separately as current items in the statements of financial position.

3.12 Cash and cash equivalents

For the purpose of the statements of cash flows, cash and cash equivalents comprise cash in hand, bank balances and deposits and other short-term, highly liquid investments with a maturity of three months or less, that are readily convertible to known amount of cash and which are subject to an insignificant risk of changes in value.

3.13 Impairment of assets

(a) Impairment of financial assets and contract assets

Financial assets measured at amortised cost, contract assets and financial guarantee contracts will be subject to the impairment requirement in MFRS 9 *Financial Instruments* which is related to the accounting for expected credit losses on the financial assets. Expected credit losses are the weighted average of credit losses with the respective risks of a default occurring as the weights.

Notes to the Financial Statements
Continued

3. SUMMARY OF SIGNIFICANT ACCOUNTING POLICIES (CONTINUED)

3.13 Impairment of assets (Continued)

(a) Impairment of financial assets and contract assets (Continued)

The Group and the Company measure loss allowance at an amount equal to lifetime expected credit losses, except for the following, which are measured as 12-month expected credit losses:

- debt securities that are determined to have low credit risk at the reporting date; and
- other debt securities and bank balances for which credit risk (i.e. risk of default occurring over the expected life of the financial instrument) has not increased significantly since initial recognition.

For trade receivables, contract assets and lease receivables, the Group and the Company apply the simplified approach permitted by MFRS 9 to measure the loss allowance at an amount equal to lifetime expected credit losses.

When determining whether the credit risk of a financial asset has increased significantly since initial recognition and when estimating expected credit losses, the Group and the Company consider reasonable and supportable information that is relevant and available without undue cost or effort. This includes both quantitative and qualitative information and analysis, based on the Group's and the Company's historical experience and informed credit assessment and including forward-looking information.

The Group and the Company assume that the credit risk on a financial asset has increased significantly if it is more than 30 days past due.

The Group and the Company consider a financial asset to be in default when:

- the counterparty is unable to pay its credit obligations to the Group and the Company in full, without taking into account any credit enhancements held by the Group and the Company; or
- the contractual payment of the financial asset is more than 90 days past due unless the Group and the Company have reasonable and supportable information to demonstrate that a more lagging default criterion is more appropriate.

Lifetime expected credit losses are the expected credit losses that result from all possible default events over the expected life of a financial instrument.

12-month expected credit losses are the portion of lifetime expected credit losses that represent the expected credit losses that result from default events on a financial instrument that are possible within the 12 months after the reporting date.

The maximum period considered when estimating expected credit losses is the maximum contractual period over which the Group and the Company are exposed to credit risk.

Expected credit losses are a probability-weighted estimate of credit losses (i.e. the present value of all cash shortfalls) over the expected life of the financial instrument. A cash shortfall is the difference between the cash flows that are due to an entity in accordance with the contract and the cash flows that the entity expects to receive.

Expected credit losses are discounted at the effective interest rate of the financial assets.

3. SUMMARY OF SIGNIFICANT ACCOUNTING POLICIES (CONTINUED)

3.13 Impairment of assets (Continued)

(a) Impairment of financial assets and contract assets (Continued)

At each reporting date, the Group and the Company assess whether financial assets carried at amortised cost and debt securities at FVOCI are credit impaired. A financial asset is credit-impaired when one or more events that have a detrimental impact on the estimated future cash flows of that financial asset have occurred. Evidence that a financial asset is credit-impaired includes observable data about the following events:

- significant financial difficulty of the issuer or the counterparty;
- a breach of contract, such as a default of past due event;
- the lender(s) of the counterparty, for economic or contractual reasons relating to the counterparty's financial difficulty, having granted to the counterparty a concession(s) that the lender(s) would not otherwise consider; or
- it is becoming probable that the counterparty will enter bankruptcy or other financial reorganisation.

The amount of impairment losses (or reversal) shall be recognised in profit or loss, as an impairment gain or loss.

The gross carrying amount of a financial asset is written off (either partially or in full) to the extent that there is no realistic prospect of recovery. This is generally the case when the Group and the Company determine that the debtor does not have assets or source of income that could generate sufficient cash flows to repay the amounts subject to the write-off. However, financial assets that are written off could still be subject to enforcement activities to comply with the Group's and the Company's procedure for recovery of amounts due.

(b) Impairment of non-financial assets

The carrying amounts of non-financial assets (except for inventories, contract assets and deferred tax assets) are reviewed at the end of each reporting period to determine whether there is any indication of impairment. If any such indication exists, the Group and the Company make an estimate of the asset's recoverable amount. For goodwill and intangible assets that have indefinite useful life and are not yet available for use, the recoverable amount is estimated at each reporting date.

For the purpose of impairment testing, assets are grouped together into the smallest group of assets that generates cash inflows from continuing use that are largely independent of the cash inflows of non-financial assets or cash-generating units ("CGUs"). Subject to an operating segment ceiling test, for the purpose of goodwill impairment testing, CGUs to which goodwill has been allocated are aggregated so that the level at which impairment testing is performed reflects the lowest level at which goodwill is monitored for internal reporting purposes. The goodwill acquired in a business combination, for the purpose of impairment testing, is allocated to a CGU or a group of CGUs that are expected to benefit from the synergies of business combination.

Notes to the Financial Statements
Continued

3. SUMMARY OF SIGNIFICANT ACCOUNTING POLICIES (CONTINUED)

3.13 Impairment of assets (Continued)

(b) Impairment of non-financial assets (Continued)

The recoverable amount of an asset or a CGU is the higher of its fair value less costs of disposal and its value-in-use. In assessing value-in-use, the estimated future cash flows are discounted to their present value using a pre-tax discount rate that reflects current market assessments of the time value of money and the risks specific to the asset or CGU. In determining the fair value less costs of disposal, recent market transactions are considered. If no such transactions can be identified, an appropriate valuation model is used.

Where the carrying amount of an asset exceed its recoverable amount, the carrying amount of asset is reduced to its recoverable amount. Impairment losses recognised in respect of a CGU or groups of CGUs are allocated first to reduce the carrying amount of any goodwill allocated to those units or groups of units and then, to reduce the carrying amount of the other assets in the unit or groups of units on a pro-rata basis.

Impairment losses are recognised in profit or loss, except for assets that were previously revalued with the revaluation surplus recognised in other comprehensive income. In the latter case, the impairment is recognised in other comprehensive income up to the amount of any previous revaluation.

Impairment losses in respect of goodwill are not reversed. For other assets, an assessment is made at each reporting date as to whether there is any indication that previously recognised impairment losses may no longer exist or may have decreased. An impairment loss is reversed only if there has been a change in the estimates used to determine the assets recoverable amount since the last impairment loss was recognised. Reversal of impairment loss is restricted by the asset's carrying amount that would have been determined had no impairment loss been recognised for the asset in prior years. Such reversal is recognised in profit or loss unless the asset is measured at revalued amount, in which case the reversal is treated as a revaluation increase.

3.14 Share capital

Ordinary shares

Ordinary shares are equity instruments. An equity instrument is a contract that evidences a residual interest in the assets of the Company after deducting all its liabilities. Ordinary shares are recorded at the proceeds received, net of directly attributable incremental transaction costs. Dividends on ordinary shares are recognised in equity in the period in which they are declared.

3.15 Employee benefits

(a) Short-term employee benefits

Short-term employee benefit obligations in respect of wages, salaries, social security contributions, annual bonuses, paid annual leave, sick leave and non-monetary benefits are recognised as an expense in the financial year where the employees have rendered their services to the Group and the Company.

3. SUMMARY OF SIGNIFICANT ACCOUNTING POLICIES (CONTINUED)

3.15 Employee benefits (Continued)

(b) Defined contribution plans

As required by law, the companies in Malaysia make contributions to the Employees Provident Fund (“EPF”), the national defined contribution plan. Some of the Group’s foreign subsidiaries’ companies make contributions to their respective countries’ statutory pension scheme. Such contributions are recognised as an expense in the profit or loss in the period in which the employees render their services.

3.16 Revenue and other income

The Group and the Company recognise revenue that depict the transfer of promised goods or services to customers in an amount that reflects the consideration to which the Group and the Company expect to be entitled in exchange for those goods or services.

Revenue recognition of the Group and the Company are applied for each contract with a customer or a combination of contracts with the same customer.

The Group and the Company measure revenue from sale of good or service at its transaction price, being the amount of consideration to which the Group and the Company expect to be entitled in exchange for transferring promised good or service to a customer, excluding amounts collected on behalf of third parties, adjusted for the effects of any variable consideration, constraining estimates of variable consideration, significant financing components, non-cash consideration and consideration payable to customer. If the transaction price includes variable consideration, the Group and the Company use the expected value method by estimating the sum of probability-weighted amounts in a range or possible consideration amounts, or the most likely outcome method, depending on which method the Group and the Company expect to better predict the amount of consideration to which it is entitled.

For contract with separate performance obligations, the transaction price is allocated to the separate performance obligations on the relative stand-alone selling price basis. If the stand-alone selling price is not directly observable, the Group and the Company estimate it by using the expected cost-plus-margin approach.

Revenue from contracts with customers is recognised by reference to each distinct performance obligation in the contract with customer, i.e. when or as a performance obligation in the contract with customer is satisfied. A performance obligation is satisfied when or as the customer obtains control of the good or service underlying the performance obligation, which the performance obligation may be satisfied at a point in time or over time.

A contract modification is a change in the scope or price (or both) of a contract that is approved by the parties to the contract. A modification exists when the change either creates new or changes existing enforceable rights and obligations of the parties to the contract. The Group and the Company have assessed the type of modification and accounted for as either creates a separate new contract, terminates the existing contract and creation of a new contract; or forms a part of the existing contracts.

Financing components

The Group and the Company have applied the practical expedient for not to adjust the promised amount of consideration for the effects of a significant financing components if the Group and the Company expect that the period between the transfer of the promised goods or services to the customer and payment by the customer will be one year or less.

Notes to the Financial Statements
Continued

3. SUMMARY OF SIGNIFICANT ACCOUNTING POLICIES (CONTINUED)

3.16 Revenue and other income (Continued)

Financing components (Continued)

(a) Sale of goods

Revenue from manufactures and sales of goods are recognised at a point in time when control of the products has been transferred, being when the customer accepts the delivery of the goods.

Sales are made with a credit term of 30 to 60 days, therefore, no element of financing is deemed present. A receivable is recognised when the customer accepts the delivery of the goods as the consideration is unconditional other than the passage of time before the payment is due.

Where consideration is collected from customer in advance for sale of good, a contract liability is recognised for the customer deposits. Contract liability would be recognised as revenue upon sale of goods to the customer.

Based on the terms of the contracts with certain customers, it is the Group's and the Company's obligation to repair or replace faulty products under different warranty terms to customers.

(b) Rendering of services

The Group and the Company provide maintenance services, technical support and other services to contract customers. Depending on contracts with customers, service contracts comprise multiple deliverables that require significant integration service will be accounted as a single performance obligation.

Whereas contracts with customers which include multiple distinct promises to customers will be accounted for as separate performance obligations. In the contract with customer contains more than one performance obligation, when the stand-alone selling price are not directly observable, they are estimated based on expected cost-plus-margin approach.

Based on the terms of the contracts with different customers, services are recognised over time as the services are rendered because the customer receives and uses the benefits simultaneously. Revenue is recognised over the period of the contract by reference to the progress towards complete satisfaction of that performance obligation. The progress towards complete satisfaction of a performance obligation is determined by the actual costs incurred for work performed to-date plus a margin (an input method).

Sales are made with a credit term of 30 to 60 days, therefore, no element of financing is deemed present. The Group and the Company become entitled to invoice customers for services based on achieving a series of performance-related milestones.

The Group and the Company recognised a contract asset for any excess of revenue recognised to-date over the billings-to-date. Any amount previously recognised as a contract asset is reclassified to trade receivables at the point when invoice is issued or timing for billing is due to passage of time. If the milestone billing exceeds the revenue recognised to-date and any deposit or advances received from customers, then the Group and the Company recognise a contract liability for the difference.

3. SUMMARY OF SIGNIFICANT ACCOUNTING POLICIES (CONTINUED)

3.16 Revenue and other income (Continued)

(c) Interest income

Interest income is recognised using the effective interest method.

(d) Rental income

Rental income is recognised on a straight-line basis over the term of the lease.

(e) Construction and integration system contracts

Construction and integration system service contracts comprise multiple deliverables that require significant integration and customisation services and therefore accounted as a single performance obligation.

Under the terms of the contracts, control of the asset is transferred over time as the Group and the Company create or enhance an asset that the customer controls as the asset is created or enhanced. Revenue is recognised over the period of the contract by reference to the progress towards complete satisfaction of that performance obligation. The progress towards complete satisfaction of a performance obligation is determined by the proportion of construction costs incurred for work performed to-date plus a margin (an input method).

Sales are made with a credit term of 30 to 60 days, therefore, no element of financing is deemed present. The Group and the Company become entitled to invoice customers based on achieving a series of performance-related milestones.

The Group and the Company recognised a contract asset for any excess of revenue recognised to-date over the billings-to-date. Any amount previously recognised as a contract asset is reclassified to trade receivables at the point when invoice is issued or timing for billing is due to passage of time. If the milestone billing exceeds the revenue recognised to-date and any deposit or advances received from customers, then the Group and the Company recognise a contract liability for the difference.

Based on the terms of the contracts with certain customers, defect liability period are usually 24 months from the date of certificate of practical completion as provided in the contracts with customers.

3.17 Borrowing costs

Borrowing costs are interests and other costs that the Group and the Company incur in connection with borrowing of funds.

Borrowing costs that are not directly attributable to the acquisition, construction or production of a qualifying asset are recognised in profit or loss using the effective interest method.

Borrowing costs that are directly attributable to the acquisition, construction or production of qualifying assets, which are assets that necessarily take a substantial period of time to get ready for their intended use or sale, are capitalised as part of the cost of those assets, until such time as the assets are substantially ready for their intended use or sale.

Notes to the Financial Statements
Continued

3. SUMMARY OF SIGNIFICANT ACCOUNTING POLICIES (CONTINUED)

3.17 Borrowing costs (Continued)

The Group and the Company begin capitalising borrowing costs when the Group and the Company have incurred the expenditures for the asset, incurred related borrowing costs and undertaken activities that are necessary to prepare the asset for its intended use or sale.

3.18 Income tax

Income tax expense in profit or loss comprises current and deferred tax. Current and deferred tax are recognised in profit or loss except to the extent that it relates to a business combination or items recognised directly in equity or other comprehensive income.

(a) Current tax

Current tax is the expected taxes payable or receivable on the taxable income or loss for the financial year, using the tax rates that have been enacted or substantively enacted by the end of the reporting period, and any adjustment to tax payable in respect of previous financial years.

(b) Deferred tax

Deferred tax is recognised using the liability method on temporary differences at the reporting date between the tax bases of assets and liabilities and their carrying amounts in the statements of financial position. Deferred tax liabilities are generally recognised for all taxable temporary differences. Deferred tax assets are generally recognised for all deductible temporary differences, unutilised tax losses and unused tax credits, to the extent that it is probable that future taxable profit will be available against which the deductible temporary differences, unused tax losses and unused tax credits can be utilised.

Deferred tax is not recognised if the temporary differences arise from the initial recognition of assets and liabilities in a transaction which is not a business combination and that affects neither the taxable profit nor the accounting profit. In addition, deferred tax liabilities are not recognised if the temporary difference arises from the initial recognition of goodwill.

Deferred tax liabilities are recognised for taxable temporary differences associated with investments in subsidiaries, associates and interests in joint ventures, except where the Group is able to control the reversal timing of the temporary differences and it is probable that the temporary differences will not reverse in the foreseeable future. Deferred tax assets arising from deductible temporary differences associated with such investments and interests are only recognised to the extent that it is probable that there will be sufficient taxable profits against which to utilise the benefits of the temporary differences and they are expected to reverse in the foreseeable future.

The carrying amount of deferred tax assets is reviewed at each reporting date and reduced to the extent that it is no longer probable that sufficient taxable profit will be available to allow the benefit of part or all of that deferred tax asset to be utilised. Unrecognised deferred tax assets are reassessed at each reporting date and are recognised to the extent that it has become probable that future taxable profit will allow the deferred tax assets to be utilised.

3. SUMMARY OF SIGNIFICANT ACCOUNTING POLICIES (CONTINUED)

3.18 Income tax (Continued)

(b) Deferred tax (Continued)

Deferred tax is measured at the tax rates that are expected to apply in the period when the asset is realised or the liability is settled, based on tax rates and tax laws that have been enacted or substantively enacted at the reporting date.

Deferred tax relating to items recognised outside profit or loss is recognised outside profit or loss. Deferred tax items are recognised in correlation to the underlying transaction either in other comprehensive income or directly in equity.

Deferred tax assets and deferred tax liabilities are offset if there is a legally enforceable right to offset current tax assets against current tax liabilities and when they relate to income taxes levied by the same taxation authority on the same taxable entity, or on different tax entities, but they intend to settle their income tax recoverable and income tax payable on a net basis or their tax assets and liabilities will be realised simultaneously.

(c) Sales and services tax

Revenue, expenses and assets are recognised net of the amount of sales and services tax except:

- where the sales and services tax incurred in a purchase of assets or services is not recoverable from the taxation authority, in which case the sales and services tax is recognised as part of the cost of acquisition of the asset or as part of the expense item as applicable; and
- receivables and payables that are stated with the amount of sales tax included.

The net amount of sales and services tax recoverable from, or payable to, the taxation authority is included as part of receivables or payables in the statements of financial position.

3.19 Operating segments

Operating segments are reported in a manner consistent with the internal reporting provided to the chief operating decision-maker. The Executive Deputy Chairman, the Group Chief Executive Officer (or Acting Chief Executive Officer) and the Group Finance Director, who are responsible for allocating resources and assessing performance of the operating segments, have been identified as the chief operating decision-makers that make strategic decisions.

3.20 Fair value measurements

Fair value of an asset or a liability, except for lease transactions, is determined as the price that would be received to sell an asset or paid to transfer a liability in an orderly transaction between market participants at the measurement date. The measurement assumes that the transaction to sell the asset or transfer the liability takes place either in the principal market or in the absence of a principal market, in the most advantageous market.

Notes to the Financial Statements
Continued

3. SUMMARY OF SIGNIFICANT ACCOUNTING POLICIES (CONTINUED)

3.20 Fair value measurements (Continued)

For a non-financial asset, the fair value measurement takes into account a market participant's ability to generate economic benefits by using the asset in its highest and best use or by selling it to another market participant that would use the asset in its highest and best use.

When measuring the fair value of an asset or a liability, the Group and the Company use observable market data as far as possible. Fair value is categorised into different levels in a fair value hierarchy based on the input used in the valuation technique as follows:

- Level 1: Quoted prices (unadjusted) in active markets for identical assets or liabilities that the Group and the Company can access at the measurement date.
- Level 2: Inputs other than quoted prices included within Level 1 that are observable for the asset or liability, either directly or indirectly.
- Level 3: Unobservable inputs for the asset or liability.

There were no transfers between levels of the fair value hierarchy as of the date of the event or change in circumstances that caused the transfers.

3.21 Earnings per ordinary share

The Group presents basic and diluted earnings per share ("EPS") data for its ordinary shares. Basic EPS is calculated by dividing the profit or loss attributable to ordinary shareholders of the Company by the weighted average number of ordinary shares outstanding during the period, adjusted for own shares held.

Diluted EPS is determined by adjusting the profit or loss attributable to ordinary shareholders and the weighted average number of ordinary shares outstanding, adjusted for own shares held, for the effects of all dilutive potential ordinary shares.

3.22 Contingencies

A contingent liability or asset is a possible obligation or asset that arises from past events and whose existence will be confirmed only by the occurrence or non-occurrence of uncertain future event(s) not wholly within the control of the Group and of the Company.

Contingent liability is also referred as a present obligation that arises from past events but is not recognised because:

- (a) it is not probable that an outflow of resources embodying economic benefits will be required to settle the obligation; or
- (b) the amount of the obligation cannot be measured with sufficient reliability.

Contingent liabilities and assets are not recognised in the statements of financial position.

3. SUMMARY OF SIGNIFICANT ACCOUNTING POLICIES (CONTINUED)

3.23 Contract costs

(a) Recognition and measurement

Contract costs include costs of obtaining and fulfilling a contract.

The incremental costs of obtaining a contract are those costs that the Group and the Company incur to obtain a contract with a customer which they would not have incurred if the contract had not been obtained. The incremental costs of obtaining a contract with a customer are recognised as part of contract costs when the Group and the Company expect those costs are recoverable.

The costs incurred in fulfilling a contract with a customer which are not within the scope of another MFRSs, such as MFRS 102 *Inventories*, MFRS 116 *Property, Plant and Equipment* or MFRS 138 *Intangible Assets*, are recognised as part of contract costs when all the following criteria are met:

- (i) the costs relate directly to a contract or to an anticipated contract that can be specifically identified;
- (ii) the costs generate or enhance resources of the Group and the Company that will be used in satisfying (or in continuing to satisfy) performance obligations in the future; and
- (iii) the costs are expected to be recovered.

(b) Amortisation

The costs of obtaining and fulfilling a contract are amortised on a systematic basis that is consistent with the transfer to the customer of the goods or services to which the asset relates. The amortisation shall be updated subsequently to reflect any significant change to the expected timing of transfer to the customer of the goods or services to which the asset relates in accordance with MFRS 108 *Accounting Policies, Changes in Accounting Estimate and Errors*.

(c) Impairment

Impairment losses are recognised in profit or loss to the extent that the carrying amount of the contract cost exceeds:

- (i) the remaining amount of consideration that the Group and the Company expect to receive in exchange for the goods or services to which the asset relates; less
- (ii) the costs that relate directly to providing those goods or services and that have not been recognised as expenses.

Before an impairment loss is recognised for contract costs, the Group and the Company shall recognise any impairment loss for assets related to the contract that are recognised in accordance with another MFRSs, such as MFRS 102, MFRS 116 and MFRS 138. The Group and the Company shall include the resulting carrying amount of the contract costs in the carrying amount of the cash-generating unit to which it belongs for the purpose of applying MFRS 136 *Impairment of Assets* to that cash-generating unit.

An impairment loss is reversed when the impairment conditions no longer exist or have improved. Such reversal is recognised in profit or loss.

Notes to the Financial Statements
Continued

3. SUMMARY OF SIGNIFICANT ACCOUNTING POLICIES (CONTINUED)

3.23 Contract costs (Continued)

The Group and the Company have applied the practical expedient to recognise the incremental costs of obtaining a contract as an expense when incurred if the amortisation period of the asset that the entity would have recognised is one year or less.

4. SIGNIFICANT ACCOUNTING ESTIMATES, JUDGEMENTS AND ASSUMPTIONS

The preparation of financial statements in conformity with MFRSs requires the use of certain critical accounting estimates and assumptions that affect the reported amounts of assets and liabilities and disclosure of contingent assets and liabilities at the date of the financial statements, and the reported amounts of the revenue and expenses during the reporting period. It also requires directors to exercise their judgement in the process of applying the Group's and the Company's accounting policies. Although these estimates and judgement are based on the directors' best knowledge of current events and actions, actual results may differ.

The areas involving a higher degree of judgement or complexity that have the most significant effect on the Group's and the Company's financial statements, or areas where assumptions and estimates that have a significant risk of resulting in a material adjustment to the Group's and the Company's financial statements within the next financial year are disclosed as follows:

(a) Impairment of goodwill

Goodwill is tested for impairment annually and at other times when such indicators exist. This requires an estimation of the value-in-use of the cash generating units to which goodwill is allocated. When value-in-use calculations are undertaken, the Group uses its judgement to decide the discount rates to be applied in the recoverable amount calculation and assumptions supporting the underlying cash flows projections, including forecast growth rates, inflation rates and gross profit margins. Cash flows that are projected based on those inputs or assumptions may have a significant effect on the Group's financial position and results if the actual cash flows are less than expected.

The carrying amount of the Group's goodwill and key assumptions used to determine the recoverable amount for cash-generating unit, including sensitivity analysis, are disclosed in Note 7(a) to the financial statements.

(b) Impairment of financial assets and contract assets

The impairment provisions for financial assets and contract assets are based on assumptions about risk of default and their expected loss. The Group and the Company use judgement in making these assumptions and selecting inputs to the impairment calculation, based on the Group's and the Company's history, existing market conditions as well as forward-looking estimates at the end of each reporting period.

The assessment of the correlation between historical observed default rates, forward-looking estimates and expected credit losses is a significant estimate. The amount of expected credit losses is sensitive to changes in circumstances and forecast economic conditions over the expected lives of the financial assets and contract assets. The Group's and the Company's historical credit loss experience and forecast of economic conditions may also not be representative of receivables' actual default in the future.

4. SIGNIFICANT ACCOUNTING ESTIMATES, JUDGEMENTS AND ASSUMPTIONS (CONTINUED)

(b) Impairment of financial assets and contract assets (Continued)

The information about the impairment losses on the Group's and the Company's financial assets and contract assets are disclosed in Note 27(b)(i) to the financial statements.

(c) Revenue recognition for contract customers

The Group recognised contract revenue for a construction and integration system project in the profit or loss by using the progress towards complete satisfaction of performance obligation. The progress towards complete satisfaction of performance obligation is determined by the proportion that contract costs incurred for work performed to-date bear to the estimated total contract costs.

Significant judgement is required, in particular, with regards to the identification and separation of different performance obligations, the determination of progress towards satisfaction of performance obligations, the extent of the contract costs incurred, the estimated total contract revenue and costs, as well as the recoverability of identified contracts with customers. The estimated total revenue and costs are affected by a variety of uncertainties that depend on the outcome of future events.

The contract revenue recognised is disclosed in Note 22 to the financial statements.

Notes to the Financial Statements
Continued

5. PROPERTY, PLANT AND EQUIPMENT

	LEASE- HOLD BUILDINGS RM'000 (AT VALUATION)	OFFICE EQUIP- MENT, FURNITURE AND FITTINGS RM'000	MOTOR VEHICLES RM'000	PLANT AND MACHINERY RM'000	RIGHT-OF- USE ASSETS RM'000 (NOTE 6(a))	TOTAL RM'000
Group						
Cost/Valuation						
At 1 April 2022	67,000	27,677	1,153	70,198	21,107	187,135
Additions	-	302	-	681	-	983
Disposals	-	(662)	-	(105)	-	(767)
Derecognition	-	-	-	-	(130)	(130)
Transfer to disposal group classified as held for sale	-	(3,327)	(595)	-	(4,977)	(8,899)
At 31 March 2023	67,000	23,990	558	70,774	16,000	178,322
Accumulated depreciation and impairment loss						
At 1 April 2022	5,688	23,438	724	64,539	2,530	96,919
Depreciation charge for the financial year	1,896	1,397	215	1,390	2,177	7,075
Disposals	-	(515)	-	(105)	-	(620)
Derecognition	-	-	-	-	(130)	(130)
Transfer to disposal group classified as held for sale	-	(1,377)	(502)	-	(2,765)	(4,644)
At 31 March 2023	7,584	22,943	437	65,824	1,812	98,600
Carrying amounts						
At 31 March 2023	59,416	1,047	121	4,950	14,188	79,722

5. PROPERTY, PLANT AND EQUIPMENT (CONTINUED)

	LEASE- HOLD BUILDINGS RM'000 (AT VALUATION)	OFFICE EQUIP- MENT, FURNITURE AND FITTINGS RM'000	MOTOR VEHICLES RM'000	PLANT AND MACHINERY RM'000	RIGHT-OF- USE ASSETS RM'000 (NOTE 6(a))	TOTAL RM'000
Group						
Cost/Valuation						
At 1 April 2021	67,000	24,247	1,589	70,181	16,000	179,017
Additions	-	3,430	560	17	5,107	9,114
Disposals	-	-	(996)	-	-	(996)
At 31 March 2022	67,000	27,677	1,153	70,198	21,107	187,135
Accumulated depreciation and impairment loss						
At 1 April 2021	3,792	22,259	972	62,812	906	90,741
Depreciation charge for the financial year	1,896	1,179	201	1,727	1,624	6,627
Disposals	-	-	(449)	-	-	(449)
At 31 March 2022	5,688	23,438	724	64,539	2,530	96,919
Carrying amounts						
At 31 March 2022	61,312	4,239	429	5,659	18,577	90,216

Notes to the Financial Statements

Continued

5. PROPERTY, PLANT AND EQUIPMENT (CONTINUED)

	LEASE- HOLD BUILDINGS RM'000 (AT VALUATION)	OFFICE EQUIP- MENT, FURNITURE AND FITTINGS RM'000	MOTOR VEHICLES RM'000	PLANT AND MACHINERY RM'000	RIGHT-OF- USE ASSETS RM'000 (NOTE 6(a))	TOTAL RM'000
--	--	---	-----------------------------	-------------------------------------	--	-----------------

Company

Cost/Valuation

At 1 April 2022	67,000	23,820	1,174	70,180	16,130	178,304
Additions	-	230	-	681	-	911
Disposals	-	(65)	-	(105)	-	(170)
Derecognition	-	-	-	-	(130)	(130)
At 31 March 2023	67,000	23,985	1,174	70,756	16,000	178,915

**Accumulated depreciation and
impairment loss**

At 1 April 2022	5,688	22,278	536	64,517	1,424	94,443
Depreciation charge for the financial year	1,896	728	160	1,390	518	4,692
Disposals	-	(65)	-	(105)	-	(170)
Derecognition	-	-	-	-	(130)	(130)
At 31 March 2023	7,584	22,941	696	65,802	1,812	98,835

Carrying amounts

At 31 March 2023	59,416	1,044	478	4,954	14,188	80,080
------------------	--------	-------	-----	-------	--------	--------

5. PROPERTY, PLANT AND EQUIPMENT (CONTINUED)

	LEASE- HOLD BUILDINGS RM'000 (AT VALUATION)	OFFICE EQUIP- MENT, FURNITURE AND FITTINGS RM'000	MOTOR VEHICLES RM'000	PLANT AND MACHINERY RM'000	RIGHT-OF- USE ASSETS RM'000 (NOTE 6(a))	TOTAL RM'000
Company						
Cost/Valuation						
At 1 April 2021	67,000	23,136	1,248	70,163	16,000	177,547
Additions	-	684	560	17	130	1,391
Disposals	-	-	(634)	-	-	(634)
At 31 March 2022	67,000	23,820	1,174	70,180	16,130	178,304
Accumulated depreciation and impairment loss						
At 1 April 2021	3,792	21,630	621	62,790	906	89,739
Depreciation charge for the financial year	1,896	648	148	1,727	518	4,937
Disposals	-	-	(233)	-	-	(233)
At 31 March 2022	5,688	22,278	536	64,517	1,424	94,443
Carrying amounts						
At 31 March 2022	61,312	1,542	638	5,663	14,706	83,861

Notes to the Financial Statements
Continued

5. PROPERTY, PLANT AND EQUIPMENT (CONTINUED)

(a) Revaluation on leasehold land and leasehold buildings

Had the revalued leasehold land and leasehold buildings been carried at historical cost less accumulated depreciation, the net carrying amount of the leasehold land and buildings and that would have been included in the financial statement of the Group and the Company are as follows:

	GROUP AND COMPANY	
	2023 RM'000	2022 RM'000
Leasehold buildings	22,955	24,001
Right-of-use assets - Leasehold land	7,154	7,465

Fair value information

	GROUP AND COMPANY	
	2023 RM'000	2022 RM'000
Level 3		
Leasehold land	16,000	16,000
Leasehold buildings	67,000	67,000

There is no transfer between the level of fair value hierarchy during the financial year ended 31 March 2023.

The following table shows the valuation techniques used in the determination of fair values within Level 3, as well as the significant unobservable inputs used in valuation models.

DESCRIPTION	VALUATION TECHNIQUE	SIGNIFICANT UNOBSERVABLE INPUTS	RELATIONSHIP OF UNOBSERVABLE INPUTS TO FAIR VALUE
Leasehold land and leasehold buildings	Income approach	Estimated average rental rate per square feet per month RM1.90	The higher the estimated rental/average rental rate per square feet per month, the higher the fair value

Valuation process applied by the Group and the Company

The fair value of leasehold land and leasehold buildings are determined based on the valuation performed by an external independent firm of professional valuers, Knight Frank Malaysia Sdn. Bhd., a member of the Institute of Valuers in Malaysia on 29 June 2020.

Highest and best use

In estimating the fair value of the leasehold land and leasehold buildings, the highest and best use of the leasehold land and leasehold buildings is their current use.

6. RIGHT-OF-USE ASSETS AND LEASE LIABILITIES

(a) Right-of-use assets

The Group and the Company leases several assets which including leasehold land and office building as their office space and operation site.

The leasehold land has a remaining lease term of 32 years (2022: 33 years).

The lease of office building has remaining lease term of NIL (2022: 1 to 3 years).

The information about leases of the Group and the Company as lessees are presented below:

	LEASEHOLD LAND (AT VALUATION) RM'000	OFFICE BUILDINGS (AT COST) RM'000	TOTAL RM'000
Group			
Cost/Valuation			
At 1 April 2021	16,000	-	16,000
Additions	-	5,107	5,107
At 31 March 2022	16,000	5,107	21,107
Derecognition	-	(130)	(130)
Transfer to disposal group classified as held for sale	-	(4,977)	(4,977)
At 31 March 2023	16,000	-	16,000
Accumulated depreciation			
At 1 April 2021	906	-	906
Depreciation charge for the financial year	453	1,171	1,624
At 31 March 2022	1,359	1,171	2,530
Depreciation charge for the financial year	453	1,724	2,177
Derecognition	-	(130)	(130)
Transfer to disposal group classified as held for sale	-	(2,765)	(2,765)
At 31 March 2023	1,812	-	1,812
Carrying amount			
At 31 March 2023	14,188	-	14,188
At 31 March 2022	14,641	3,936	18,577

Notes to the Financial Statements
Continued

6. RIGHT-OF-USE ASSETS AND LEASE LIABILITIES (CONTINUED)

(a) Right-of-use assets (Continued)

The information about leases of the Group and the Company as lessees are presented below (continued):

	LEASEHOLD LAND (AT VALUATION) RM'000	OFFICE BUILDINGS (AT COST) RM'000	TOTAL RM'000
Company			
Cost/Valuation			
At 1 April 2021	16,000	-	16,000
Additions	-	130	130
At 31 March 2022	16,000	130	16,130
Derecognition	-	(130)	(130)
At 31 March 2023	16,000	-	16,000
Accumulated depreciation			
At 1 April 2021	906	-	906
Depreciation charge for the financial year	453	65	518
At 31 March 2022	1,359	65	1,424
Depreciation charge for the financial year	453	65	518
Derecognition	-	(130)	(130)
At 31 March 2023	1,812	-	1,812
Carrying amount			
At 31 March 2023	14,188	-	14,188
At 31 March 2022	14,641	65	14,706

6. RIGHT-OF-USE ASSETS AND LEASE LIABILITIES (CONTINUED)

(b) Lease liabilities

Future minimum lease payments together with the present value of net minimum lease payments are as follows:

	GROUP		COMPANY	
	2023 RM'000	2022 RM'000	2023 RM'000	2022 RM'000
Minimum lease payment:				
Not later than 1 year	-	1,917	-	84
Later than 1 year and not later than 5 years	-	2,444	-	-
	-	4,361	-	84
Less: Future finance charges	-	(323)	-	(5)
Present value of minimum lease payments	-	4,038	-	79
Present value of minimum lease payments:				
Not later than 1 year	-	1,697	-	79
Later than 1 year and not later than 5 years	-	2,341	-	-
	-	4,038	-	79
Less: Amount due within 12 months	-	(1,697)	-	(79)
Amount due after 12 months	-	2,341	-	-

Notes to the Financial Statements
Continued

7. INTANGIBLE ASSETS

	GOODWILL ON CONSOLIDA- TION RM'000	DEVELOPMENT COSTS RM'000	INTELLECTUAL PROPERTIES RM'000	TOTAL RM'000
Group				
Cost				
At 1 April 2022/31 March 2023	129,689	16,451	40,391	186,531
Accumulated amortisation and impairment loss				
At 1 April 2022	1,421	16,303	38,963	56,687
Amortisation charge for the financial year	-	42	1,224	1,266
Impairment loss for the financial year	18,268	-	-	18,268
At 31 March 2023	19,689	16,345	40,187	76,221
Carrying amounts				
At 31 March 2023	110,000	106	204	110,310
Cost				
At 1 April 2021/31 March 2022	129,689	16,451	40,391	186,531
Accumulated amortisation and impairment loss				
At 1 April 2021	1,421	16,261	37,739	55,421
Amortisation charge for the financial year	-	42	1,224	1,266
At 31 March 2022	1,421	16,303	38,963	56,687
Carrying amounts				
At 31 March 2022	128,268	148	1,428	129,844

7. INTANGIBLE ASSETS (CONTINUED)

	DEVELOPMENT COSTS RM'000	INTELLECTUAL PROPERTIES RM'000	TOTAL RM'000
Company			
Cost			
At 1 April 2022/31 March 2023	16,451	40,391	56,842
Accumulated amortisation			
At 1 April 2022	16,303	38,963	55,266
Amortisation charge for the financial year	42	1,224	1,266
At 31 March 2023	16,345	40,187	56,532
Carrying amounts			
At 31 March 2023	106	204	310
Cost			
At 1 April 2021/31 March 2022	16,451	40,391	56,842
Accumulated amortisation			
At 1 April 2021	16,261	37,739	54,000
Amortisation charge for the financial year	42	1,224	1,266
At 31 March 2022	16,303	38,963	55,266
Carrying amounts			
At 31 March 2022	148	1,428	1,576

(a) Goodwill on consolidation

Impairment of goodwill

The Group reviews the business performance based on the type of products and services of the strategic business units which represent its reportable operating segments. For the purpose of impairment testing, goodwill acquired through business combinations is allocated to the following Group's cash generating unit ("CGU") which is also reportable operating segment, which represent the lowest level within the Group at which goodwill is monitored for internal management purposes.

Notes to the Financial Statements
Continued

7. INTANGIBLE ASSETS (CONTINUED)

(a) Goodwill on consolidation (Continued)

Impairment of goodwill (Continued)

The carrying amount of goodwill allocated to the CGU of the Group, according to operating segment is as follows:

	GROUP	
	2023 RM'000	2022 RM'000
Trusted identification	110,000	128,268

Goodwill is assessed at each reporting period regardless of any indication of impairment by comparing the carrying amount with the recoverable amount of the CGU.

The recoverable amount of CGU has been determined based on value-in-use calculations using cash flows projection from financial budgets and forecasts approved by the directors covering a three-year period to be more reflective of the recent new contracts entered or renewed by the Group and the Company.

As at 31 March 2023, an impairment loss of RM18,268,000 (2022: NIL) is recognised as the carrying amount of the CGU exceeded the recoverable amount. The impairment loss is fully allocated to goodwill and is recorded within other expenses line in profit or loss of the Group.

The value-in-use calculation is most sensitive to the following key assumptions:

2023	CGU
Average gross margin	28%
Discount rate	17%

These key assumptions have been used for the analysis of the CGU within the operating segments. The values assigned to the key assumptions represent directors' assessment of future trends in the trusted identification industry and are based on both external sources and internal sources (historical data).

7. INTANGIBLE ASSETS (CONTINUED)

(a) Goodwill on consolidation (Continued)

Impairment of goodwill (Continued)

The calculation of value-in-use for the CGU is most sensitive to the following assumptions:

- Sales are based on the secured contracts with customers over the three-year projection period.
- Gross margin is the forecasted margin as a percentage of revenue over the three-year projection period.
- Discount rate was estimated based on the industry weighted average cost of capital. The discount rate applied to the cash flow projections is pre-tax and reflects directors' estimate of the risks specific to the CGU at the date of assessment.

(b) Development costs

The development costs principally comprise internally generated expenditure incurred for developing the devices and software where it is reasonably anticipated that the costs will be recovered through future activities.

(c) Intellectual properties

The intellectual properties mainly consist of trademarks, patents, licenses and copyright.

(d) Amortisation

All the amortisation of development costs and intellectual properties of the Group and the Company are included in cost of sales.

8. OPERATING FINANCIAL ASSETS

	GROUP AND COMPANY	
	2023 RM'000	2022 RM'000
At the beginning of the financial year	9,291	10,397
Add: Effect on accretion of interest from discounting	704	790
Less: Payment received	(1,896)	(1,896)
At the end of the financial year	<u>8,099</u>	<u>9,291</u>
Non-current	6,817	8,099
Current	1,282	1,192
	<u>8,099</u>	<u>9,291</u>

Notes to the Financial Statements
Continued

8. OPERATING FINANCIAL ASSETS (CONTINUED)

The Group and the Company had entered into the following concession agreements:

Financial assets model

- (a) The Group and the Company had entered into a concession agreement with the Government of Republic of Senegal on 3 September 2007 for the Built-Own-Transfer (“BOT”) implementation of electronic passport system for a period of 20 years comprising 6 months of construction work and 19 years and 6 months of maintenance work and supply of products. Upon the expiry of the concession period, the Group and the Company are required to handover the facilities and infrastructure at no cost to the Government of Republic of Senegal in a well-maintained condition, fair of wear and tear.
- (b) The Group and the Company had entered into a concession agreement with the Government of Republic of Guinea on 4 October 2013 for the establishment of information and management system of electronic passport, visa and permanent residence ID for a period of 15 years comprising of 6 months of construction work and 14 years and 6 months of maintenance work and supply of products. Upon the expiry of the concession period, the Group and the Company are required to handover the facilities and infrastructure at no cost to the Government of Republic of Guinea in a well-maintained condition, fair of wear and tear.
- (c) The Group and the Company had entered into a concession agreement with the Government of Solomon Islands on 24 November 2015 for the establishment of information and management system of electronic passport and border control for a period of 20 years comprising of 6 months of construction work and 19 years and 6 months of maintenance work and supply of products. Upon the expiry of the concession period, the Group and the Company are required to handover the facilities and infrastructure at no cost to the Government of Solomon Islands in a well-maintained condition, fair of wear and tear.

The amount, being the financial assets arising from the above concession agreements represents the fair value of the consideration receivable for the construction services delivered during the stage of construction. The interest at the rates ranging from 7.41% to 7.63% (2022: 7.41% to 7.63%) per annum repayable in the form of availability charges upon fulfilment of the terms and conditions in the concession assets.

9. INVESTMENT IN SUBSIDIARIES

	NOTE	COMPANY	
		2023 RM'000	2022 RM'000
At cost			
Unquoted shares			
At the beginning of the financial year		231,091	231,091
Add: Additions during the financial year		93,078	–*
Less: Transfer to disposal group classified as held for sale	16	(6,000)	–
At the end of the financial year		<u>318,169</u>	<u>231,091</u>
Less: Accumulated impairment losses			
At the beginning of the financial year		153,226	153,226
Add: Impairment loss during the financial year		93,008	–
At the end of the financial year		<u>246,234</u>	<u>153,226</u>
Carrying amounts			
At the end of the financial year		<u>71,935</u>	<u>77,865</u>

* Represent amount less than RM1,000

(a) Details of the subsidiaries are as follows:

NAME OF COMPANY	PRINCIPAL PLACE OF BUSINESS/ COUNTRY OF INCORPORATION	OWNERSHIP INTEREST		PRINCIPAL ACTIVITIES
		2023 %	2022 %	
IRIS Technologies (M) Sdn. Bhd.	Malaysia	100	100	Dormant.
IRIS AMS Sdn. Bhd.	Malaysia	100	100	Provision of attendance management solution and other trusted identification related products.
IRIS Information Technology Systems Sdn. Bhd.	Malaysia	100	100	Maintaining and servicing autogate, image retrieval identification system (I.R.I.S.) and marketing of contact and contactless smart technology based products.

Notes to the Financial Statements

Continued

9. INVESTMENT IN SUBSIDIARIES (CONTINUED)

(a) Details of the subsidiaries are as follows (Continued):

NAME OF COMPANY	PRINCIPAL PLACE OF BUSINESS/ COUNTRY OF INCORPORATION	OWNERSHIP INTEREST		PRINCIPAL ACTIVITIES
		2023 %	2022 %	
IRIS Advancetech Sdn. Bhd.	Malaysia	100	100	Provision of trusted identification and information technology related products.
IRIS KM Sdn. Bhd.	Malaysia	100	100	Dormant.
IRIS Project Management Sdn. Bhd.	Malaysia	100	100	Provision of trusted identification related products, services, maintenance and business solution.
IRIS eServices Sdn. Bhd.	Malaysia	100	100	Investment holding.
Warisan Atlet (M) Sdn. Bhd. ^	Malaysia	49	49	Dormant.
IRIS RK Sdn. Bhd.	Malaysia	100	100	Dormant.
IRIS Corporation (Bangladesh) Limited +	Bangladesh	100	100	Provision of trusted identification services and maintenance.
RB Biotech Sdn. Bhd.	Malaysia	66.67	66.67	Dormant.
IRIS Tech Ventures Sdn. Bhd.	Malaysia	100	100	Dormant.
Thetris ISS Sdn. Bhd.	Malaysia	77.78	-	Dormant.

Subsidiary of IRIS Advancetech Sdn. Bhd.

Endah Farm Sdn. Bhd.	Malaysia	60	60	Dormant.
----------------------	----------	----	----	----------

+ Audited by auditors other than Baker Tilly Monteiro Heng PLT.

^ The Group has control over the subsidiary pursuant to MFRS 10 Consolidated Financial Statements.

9. INVESTMENT IN SUBSIDIARIES (CONTINUED)

(b) Acquisition/Incorporation of subsidiaries

2023

- (i) Acquisition of 77.78% equity interest of Thetris ISS Sdn. Bhd.

On 16 August 2022, the Company subscribed for 70,000 shares representing 77.78% of the issued and fully paid-up shares of RM1.00 each in Thetris ISS Sdn. Bhd. for a total consideration of RM70,000.

2022

- (ii) Acquisition of remaining 49% equity interest of IRIS KM Sdn. Bhd. ("IKSB")

On 3 June 2021, the Company acquired additional 367,500 shares representing 49% of the remaining issued and fully paid-up shares of RM1.00 each in IKSB for a total consideration of RM2.00. IKSB then become a wholly owned subsidiary of the Group and the Company.

Effect of the increase in the ownership interest is as follows:

	2022 RM'000
Fair value of consideration transferred	_*
Increase in share of net liabilities (before intra-group elimination)	(20,854)
Excess charged directly to equity	<u>(20,854)</u>

* Represent amount less than RM1,000

(c) Allotment of additional investment in subsidiaries

- (i) Allotment of additional interest in IRIS Advancetech Sdn. Bhd.

On 2 June 2022, the Company subscribed additional RM24,758,000 interest (representing 24,758,000 ordinary shares) in IRIS Advancetech Sdn. Bhd. at a price of RM1 per share by way of allotment of shares.

- (ii) Allotment of additional interest in IRIS AMS Sdn. Bhd.

On 2 June 2022, the Company subscribed additional RM17,250,000 interest (representing 17,250,000 ordinary shares) in IRIS AMS Sdn. Bhd. at a price of RM1 per share by way of allotment of shares.

- (iii) Allotment of additional interest in IRIS KM Sdn. Bhd.

On 2 June 2022, the Company subscribed additional RM22,000,000 interest (representing 22,000,000 ordinary shares) in IRIS KM Sdn. Bhd. at a price of RM1 per share by way of allotment of shares.

Notes to the Financial Statements
Continued

9. INVESTMENT IN SUBSIDIARIES (CONTINUED)

(c) Allotment of additional investment in subsidiaries (Continued)

(iv) Allotment of additional interest in IRIS RK Sdn. Bhd.

On 2 June 2022, the Company subscribed additional RM29,000,000 interest (representing 29,000,000 ordinary shares) in IRIS RK Sdn. Bhd. at a price of RM1 per share by way of allotment of shares.

(d) Non-controlling interests in subsidiaries

The financial information of the Group's and the Company's subsidiaries that have material non-controlling interests are as follows:

NAME OF COMPANY	PRINCIPAL PLACE OF BUSINESS/ COUNTRY OF INCORPORATION	OWNERSHIP INTEREST	
		2023 %	2022 %
Warisan Atlet (M) Sdn. Bhd.	Malaysia	51	51
RB Biotech Sdn. Bhd.	Malaysia	33.33	33.33
Endah Farm Sdn. Bhd.	Malaysia	40	40
Thetris ISS Sdn. Bhd.	Malaysia	22.22	-

(e) Summarised financial information of material non-controlling interests

The summarised financial information of the Group's and the Company's subsidiaries that have non-controlling interests has not been presented as the non-controlling interests in subsidiaries are not individually material to the Group.

10. INVESTMENT IN ASSOCIATES

	GROUP		COMPANY	
	2023 RM'000	2022 RM'000	2023 RM'000	2022 RM'000
At cost				
Unquoted shares	5,000	5,500	5,000	5,500
Share of post-acquisition reserves, net of dividend received	(4,248)	(4,148)	-	-
	752	1,352	5,000	5,500
Less: Impairment losses	-	(500)	(4,248)	(500)
	752	852	752	5,000

10. INVESTMENT IN ASSOCIATES (CONTINUED)

Details of the associates are as follows:

NAME OF COMPANY	PRINCIPAL PLACE OF BUSINESS/ COUNTRY OF INCORPORATION	OWNERSHIP INTEREST		PRINCIPAL ACTIVITIES/ NATURE OF RELATIONSHIP
		2023 %	2022 %	
Multimedia Display Technologies Sdn. Bhd. ("MDT") + *	Malaysia	44.4	44.4	Research, development, marketing and distribution of CRT/LCD display monitors and Radio Frequency Identity System (RFID). The activities contribute to the Group's trusted identification business segment.
Neurology Sdn. Bhd. + #	Malaysia	-	20	Research and development in electronics and IT.

Associate of IRIS Advancetech Sdn. Bhd.

Ubud Tower Sdn. Bhd.	Malaysia	50	50	Dormant.
----------------------	----------	----	----	----------

+ Audited by auditors other than Baker Tilly Monteiro Heng PLT.

* The financial year end of this associate is not coterminous with the Group. As such, for the purpose of applying equity method of accounting, the management financial statements of the associate for the financial period ended 31 March 2023 have been used.

The audited financial statements and auditors' report of the associates are not available. The management accounts have been used for the purpose of consolidation.

(a) Summarised financial information of material associate

Summarised financial information of the associates has not been presented as the associates and the share of results of associates are not individually material to the Group.

(b) Unrecognised share of losses of Ubud Tower Sdn. Bhd.

The Group has not recognised its share of losses of Ubud Tower Sdn. Bhd. amounting to RM3,370 (2022: RM2,544) because the Group's cumulative share of losses has exceeded its interest in the associates and the Group has no obligation in respect of these losses. The Group's cumulative accumulated losses not recognised were RM27,589 (2022: RM422,375).

(c) Disposal of associate – Neurology Sdn. Bhd.

During the financial year, the Company disposed of its 20% equity investments in Neurology Sdn. Bhd., for a cash consideration of RM1.

Notes to the Financial Statements

Continued

11. INVESTMENT IN JOINT VENTURES

	GROUP		COMPANY	
	2023 RM'000	2022 RM'000	2023 RM'000	2022 RM'000
At cost				
Unquoted shares	39,037	39,037	39,037	39,037
Share of post-acquisition reserves	(30,493)	(30,493)	-	-
	8,544	8,544	39,037	39,037
Less: Impairment losses	(8,752)	(8,752)	(39,037)	(39,037)
Add: Exchange differences	208	208	-	-
	-	-	-	-

Details of the joint ventures are as follows:

NAME OF COMPANY	PRINCIPAL PLACE OF BUSINESS/ COUNTRY OF INCORPORATION	OWNERSHIP INTEREST		PRINCIPAL ACTIVITIES
		2023 %	2022 %	
Plaman Resources Limited ("Plaman") +	New Zealand	51	51	In liquidation.
Subsidiary of Plaman Resources Limited				
Plaman Services Limited + #	New Zealand	100	100	In liquidation.
Plaman Services (Australia) Pty. Ltd. + #	Australia	100	100	In liquidation.
Plaman Services Corporation + #	United States of America	100	100	Dormant.

+ Audited by auditors other than Baker Tilly Monteiro Heng PLT.

The financial statements of the subsidiaries have not been consolidated in Plaman's financial statements as all the subsidiaries have not commenced their business operations.

11. INVESTMENT IN JOINT VENTURES (CONTINUED)

Plaman Resources Limited (“Plaman”), a company incorporated in New Zealand, had on 13 June 2019, passed a shareholders’ special resolution to wind up Plaman by way of voluntary liquidation and had appointed Conor McElhinney and Andrew Grenfell of the firm McGrath Nicol, of Auckland New Zealand as joint and several liquidators for the purpose of winding up of the affairs and distributing the assets of Plaman, where necessary.

The voluntary liquidation is not expected to have any material impact on the earnings and net assets of the Group and the Company as the investment in Plaman had been fully impaired in the previous financial years and the Company does not provide any corporate guarantee to Plaman.

Shares pledged as security

The Company’s ordinary shares in Plaman has been pledged as security for Plaman’s term loan.

The summarised financial information of Plaman was not presented for the current financial year as Plaman is under liquidation process now.

12. INVENTORIES

	GROUP		COMPANY	
	2023 RM’000	2022 RM’000	2023 RM’000	2022 RM’000
Raw materials	3,097	10,897	3,097	10,897
Work-in-progress	7,343	3,036	7,343	3,036
Finished goods	19,936	4,441	18,391	3,138
	30,376	18,374	28,831	17,071

The cost of inventories of the Group and of the Company recognised as an expense in cost of sales during the financial year was RM73,280,767 (2022: RM31,822,547) and RM47,408,540 (2022: RM27,737,140) respectively.

The cost of inventories of the Group and of the Company recognised in cost of sales in respect of reversal of written down inventories to net realisable value are RM2,138,153 (2022: RM242,128) and RM2,083,236 (2022: RM202,728) respectively, following a subsequent sale of inventories.

Notes to the Financial Statements
Continued

13. TRADE AND OTHER RECEIVABLES

	NOTE	GROUP		COMPANY	
		2023 RM'000	2022 RM'000	2023 RM'000	2022 RM'000
Current:					
Trade					
Third parties	(a)	105,595	96,358	77,650	78,859
Amount owing by a subsidiary		-	-	9,679	2,728
		105,595	96,358	87,329	81,587
Less: Accumulated impairment losses		(16,566)	(20,217)	(10,014)	(10,458)
		89,029	76,141	77,315	71,129
Non-trade					
Other receivables	(b)	14,857	21,997	10,847	17,624
Value added tax refundable		3,058	2,943	2,596	2,596
Withholding tax refundable		4,988	2,765	4,988	2,765
Deposits	(b)	21,333	19,465	14,124	12,997
Advances to suppliers		1,134	2,232	1,134	2,232
Amount owing by subsidiaries	(b)	-	-	145,171	222,999
Amount owing by associates	(b)	52	46	52	46
		45,422	49,448	178,912	261,259
Less: Accumulated impairment losses					
- other receivables	(b)	(13,964)	(18,270)	(10,015)	(14,321)
- value added tax refundable		(2,596)	(2,596)	(2,596)	(2,596)
- withholding tax refundable		(2,765)	(2,765)	(2,765)	(2,765)
- deposits	(b)	(17,545)	(17,545)	(11,684)	(11,684)
- amount owing by subsidiaries	(b)	-	-	(92,605)	(185,807)
- amount owing by associates	(b)	(52)	(46)	(52)	(46)
		(36,922)	(41,222)	(119,717)	(217,219)
		8,500	8,226	59,195	44,040
Total trade and other receivables		97,529	84,367	136,510	115,169

13. TRADE AND OTHER RECEIVABLES (CONTINUED)

(a) Trade receivables

Trade receivables are non-interest bearing and normal credit term offered by the Group and the Company ranging from 30 to 60 days (2022: 30 to 60 days) from the date of invoices. Other credit terms are assessed and approved on a case-by-case basis.

Receivables that are impaired

The Group's and the Company's trade receivables that are impaired at the reporting date and the reconciliation of movement in the impairment of trade receivables are as follows:

	GROUP		COMPANY	
	2023 RM'000	2022 RM'000	2023 RM'000	2022 RM'000
At 1 April	20,217	21,777	10,458	10,451
Charge for the financial year				
- Individually assessed	-	202	-	202
Reversal of impairment losses				
- Individually assessed	(107)	(1,751)	(104)	(274)
Written off for the financial year	(3,662)	(122)	(725)	(32)
Transfer to disposal group classified as held for sale	(267)	-	-	-
Exchange differences	385	111	385	111
At 31 March	16,566	20,217	10,014	10,458

Included in trade receivables is an amount owing of RM38,926,059 (2022: RM49,064,649) owing by a contract customer of which credit is enhanced by a security deposit received as disclosed in Note 21(c) to the financial statements.

The information about the credit exposures is disclosed in Note 27(b)(i) to the financial statements.

Notes to the Financial Statements
Continued

13. TRADE AND OTHER RECEIVABLES (CONTINUED)

(b) Other receivables, deposits, amount owing by subsidiaries and associates

The non-trade amounts owing by subsidiaries and associates are unsecured, interest-free, repayable on demand and are expected to be settled in cash.

The reconciliation of movement in the Group's and the Company's impairment of other receivables, deposits and non-trade amount owing by subsidiaries and associates are as follows:

	GROUP		COMPANY	
	2023 RM'000	2022 RM'000	2023 RM'000	2022 RM'000
At 1 April	41,222	41,772	217,219	217,442
Charge for the financial year	6	168	1,835	168
Reversal for the financial year	-	-	(95,031)	-
Written off for the financial year	(4,306)	(718)	(4,306)	(391)
At 31 March	36,922	41,222	119,717	217,219

14. CONTRACT ASSETS/(LIABILITIES)

	GROUP		COMPANY	
	2023 RM'000	2022 RM'000	2023 RM'000	2022 RM'000
Contract assets relating to contract works with customers	9,258	59,456	7,902	7,709
Contract liabilities relating to contract works with customers	(2,555)	(2,634)	(2,555)	(2,634)

14. CONTRACT ASSETS/(LIABILITIES) (CONTINUED)

(a) Significant changes in contract balances

	2023		2022	
	CONTRACT ASSETS INCREASE/ (DECREASE) RM'000	CONTRACT LIABILITIES (INCREASE)/ DECREASE RM'000	CONTRACT ASSETS INCREASE/ (DECREASE) RM'000	CONTRACT LIABILITIES (INCREASE)/ DECREASE RM'000
Group				
Revenue recognised that was included in contract liabilities at the beginning of the financial year	-	2,634	-	2
Increases due to consideration received from customers, but revenue not recognised	-	(2,555)	-	(2,621)
Increases due to unbilled revenue recognised	66,607	-	57,332	-
Transfers from contract assets recognised at the beginning of the period to receivables	(57,737)	-	(5,292)	-
Transfer to disposal group classified as held for sale	(59,068)	-	-	-
Company				
Revenue recognised that was included in contract liabilities at the beginning of the financial year	-	2,634	-	-
Increases due to consideration received from customers, but revenue not recognised	-	(2,555)	-	(2,621)
Increases due to unbilled revenue recognised	6,183	-	5,585	-
Transfers from contract assets recognised at the beginning of the period to receivables	(5,990)	-	(5,230)	-

Notes to the Financial Statements
Continued

14. CONTRACT ASSETS/(LIABILITIES) (CONTINUED)

(b) Revenue recognised in relation to contract balances

	GROUP		COMPANY	
	2023 RM'000	2022 RM'000	2023 RM'000	2022 RM'000
Revenue recognised that was included in contract liability at the beginning of the financial year	2,634	2	2,634	-

15. CASH AND SHORT-TERM DEPOSITS

	GROUP		COMPANY	
	2023 RM'000	2022 RM'000	2023 RM'000	2022 RM'000
Cash and bank balances	17,311	33,905	14,680	18,932
Short-term deposits placed with licensed banks	74,669	77,383	59,868	55,288
	91,980	111,288	74,548	74,220

(a) For the purpose of the statements of cash flows, cash and cash equivalents comprise the following:

	GROUP		COMPANY	
	2023 RM'000	2022 RM'000	2023 RM'000	2022 RM'000
Short-term deposits placed with licensed banks	74,669	77,383	59,868	55,288
Less: Deposits with maturity period of more than three months	(14,486)	(16,820)	(14,486)	(13,514)
	60,183	60,563	45,382	41,774
Cash and bank balances	17,311	33,905	14,680	18,932
	77,494	94,468	60,062	60,706
Transfer to disposal group classified as held for sale (Note 16)	30,664	-	-	-
Less: Deposits with maturity period of more than three month	(3,357)	-	-	-
	104,801	94,468	60,062	60,706

15. CASH AND SHORT-TERM DEPOSITS (CONTINUED)

- (b) Included in cash and bank balances and short-term deposits placed with licensed banks of the Group and of the Company are amounts of RM14,485,825 and RM14,485,825 (2022: RM31,214,218 and RM15,014,482) respectively pledged to licensed banks for bank guarantee facilities and credit facilities granted to the Group and the Company as disclosed in Note 19 to the financial statements and hence, are not available for general use.
- (c) The weighted average effective interest rates of the short-term deposits at the end of the reporting date ranged from 1.60% to 5.50% (2022: 1.35% to 5.50%) per annum. The fixed deposits have maturity periods ranging from 30 to 365 days (2022: 30 to 365 days).

16. ASSETS/(LIABILITIES) OF A DISPOSAL GROUP CLASSIFIED AS HELD FOR SALE

On 10 February 2023, the Company entered into a Shares Sale Agreement with Tass Tech Technologies Sdn. Bhd., a company incorporated in Malaysia, for the proposed disposal of 80% equity interest in IRIS Information Technology Systems Sdn. Bhd. ("IITS"), for a total cash consideration of RM70,000,000. The assets and liabilities related to IITS (part of the trusted identification segment) have been presented as held for sale. The Shares Sale Agreement is expected to be completed in November 2023.

	GROUP
	2023 RM'000
Assets of a disposal group classified as held for sale	
Property, plant and equipment & right-of-use assets (Note 5)	4,255
Trade and other receivables	3,596
Prepayment	447
Contract assets (Note 14)	59,068
Current tax assets	780
Cash and bank balances (Note 15)	30,664
	<u>98,810</u>
Liabilities of a disposal group classified as held for sale	
Trade and other payables	(27,001)
Lease liabilities	(2,341)
	<u>(29,342)</u>

The asset classified as held for sale on the Company's statement of financial position as at 31 March 2023 is as follows:

	COMPANY
	2023 RM'000
Assets:	
Investment in a subsidiary	<u>6,000</u>

Notes to the Financial Statements
Continued

17. SHARE CAPITAL

	GROUP AND COMPANY			
	NUMBER OF ORDINARY SHARES		AMOUNT	
	2023 UNIT'000	2022 UNIT'000	2023 RM'000	2022 RM'000

Ordinary shares

Issued and fully paid up: (no par value)

At 1 April	3,262,910	3,116,282	610,759	582,090
Issued during the financial year	-	146,628	-	28,669
At 31 March	3,262,910	3,262,910	610,759	610,759

The holders of ordinary shares are entitled to receive dividends as declared from time to time and are entitled to one vote per share at meetings of the Company. All ordinary shares rank equally with regards to the Company's residual assets.

In the previous financial year, the Company issued 146,628,000 new ordinary shares pursuant to private placement exercises at average issue price of RM0.19552 per ordinary share for working capital purposes.

The new ordinary shares issued ranked pari passu in all respects with the existing ordinary shares of the Company.

18. OTHER RESERVES

	NOTE	GROUP		COMPANY	
		2023 RM'000	2022 RM'000	2023 RM'000	2022 RM'000
Foreign exchange translation reserve	(a)	1	130	-	-
Revaluation reserve	(b)	30,189	31,153	8,851	9,134
		30,190	31,283	8,851	9,134

(a) Foreign exchange translation reserve

The translation reserve comprises all foreign currency differences arising from the translation of the financial statements of foreign operations whose functional currencies are different from that of the Group's presentation currency as well as the foreign currency differences arising from monetary items which form part of the Group's net investment in foreign operations, where the monetary item is denominated in either the functional currency of the reporting entity or the foreign operation or another currency.

(b) Revaluation reserve

The revaluation reserve represented surpluses which arose from the valuation of the property.

19. DEFERRED TAX LIABILITIES

Presented after appropriate offsetting as follows:

	GROUP AND COMPANY	
	2023 RM'000	2022 RM'000
Deferred tax liabilities	(10,011)	(13,106)

Deferred tax relates to the following:

GROUP AND COMPANY	AT 1 APRIL 2022 RM'000	RECOGNISED IN PROFIT OR LOSS RM'000	AT 31 MARCH 2023 RM'000
Deferred tax liabilities:			
Property, plant and equipment	(15,105)	75	(15,030)
Deferred tax assets:			
Other items	1,999	3,020	5,019
	(13,106)	3,095	(10,011)

GROUP AND COMPANY	AT 1 APRIL 2021 RM'000	RECOGNISED IN PROFIT OR LOSS RM'000	AT 31 MARCH 2022 RM'000
Deferred tax liabilities:			
Property, plant and equipment	(15,971)	866	(15,105)
Deferred tax assets:			
Unutilised tax losses	1,223	(1,223)	-
Other items	1,494	505	1,999
	2,717	(718)	1,999
	(13,254)	148	(13,106)

Notes to the Financial Statements
Continued

19. DEFERRED TAX LIABILITIES (CONTINUED)

Unrecognised deferred tax assets

Deferred tax assets have not been recognised in respect of the following items:

	GROUP		COMPANY	
	2023 RM'000	2022 RM'000	2023 RM'000	2022 RM'000
Temporary differences on property, plant and equipment	(564)	(625)	-	-
Unabsorbed capital allowances	15,152	24,489	-	-
Unutilised tax losses	103,308	114,880	-	-
Impairment losses for trade receivables	10,014	10,458	10,014	10,458
Other items	14,503	16,207	14,116	16,207
	142,413	165,409	24,130	26,665
Potential deferred tax assets not recognised at 24% (2022: 24%)	34,179	39,698	5,791	6,400

Unutilised tax losses which are available for offset against future taxable income are available for utilisation up to the following financial years:

Year of assessment	GROUP	
	2023 RM'000	2022 RM'000
2028	84,109	94,494
2029	10,933	10,933
2030	958	958
2031	6,239	7,576
2032	919	919
2033	150	-
	103,308	114,880

20. LOANS AND BORROWINGS

	GROUP AND COMPANY	
	2023 RM'000	2022 RM'000
Current:		
Unsecured		
Bankers' acceptance	2,795	-
Unstructured loan	-	7,500
Total loans and borrowings	2,795	7,500

The bankers' acceptance bears effective interest rates ranging from 4.50% to 4.90% per annum at the end of the financial year.

In the previous financial year, the unstructured loan of RM7,500,000 bore interest at 4.6% per annum and was settled by one lump sum payment on its maturity date.

21. TRADE AND OTHER PAYABLES

	NOTE	GROUP		COMPANY	
		2023 RM'000	2022 RM'000	2023 RM'000	2022 RM'000
Current:					
Trade					
Third parties	(a)	27,486	51,351	24,300	25,812
Amount owing to subsidiaries	(b)	-	-	530	-
		27,486	51,351	24,830	25,812
Non-trade					
Other payables		3,804	6,655	2,160	3,838
Goods and services tax, sales and services tax and value added tax payable		642	902	627	699
Deposits	(c)	55,996	52,403	55,269	51,689
Accruals		42,771	45,866	35,369	32,744
Amount owing to subsidiaries	(b)	-	-	79,545	79,358
		103,213	105,826	172,970	168,328
Total trade and other payables		130,699	157,177	197,800	194,140

Notes to the Financial Statements
Continued

21. TRADE AND OTHER PAYABLES (CONTINUED)

(a) Trade payables

Trade payables are non-interest bearing and the normal credit terms granted to the Group and the Company ranging from 30 to 90 days (2022: 30 to 120 days).

(b) Amount owing to subsidiaries

The trade amount owing is subject to the normal trade credit terms ranging from 30 to 90 days (2022: 30 to 90 days). The amount owing is expected to be settled in cash.

The non-trade amounts owing represent unsecured, interest free advances, payments made on behalf, repayable on demand and are expected to be settled in cash.

(c) Deposits

Included in deposits is an amount of RM48,203,670 (2022: RM51,612,222) represents the security deposits made by a contract customer.

For explanations on the Group's and the Company's liquidity risk management processes, refer to Note 27(b)(ii) to the financial statements.

22. REVENUE

	GROUP		COMPANY	
	2023 RM'000	2022 RM'000	2023 RM'000	2022 RM'000
Revenue from contract customers:				
Sales of goods	159,168	101,537	148,740	98,691
Maintenance and services	16,845	8,372	16,679	7,976
Construction and integration system contract	95,659	53,948	-	-
Construction contracts	4,637	4,165	4,216	3,805
Concession arrangements *	72,562	42,965	72,562	42,965
	348,871	210,987	242,197	153,437

* These relate to construction revenue recognised in accordance with IC Interpretation 12 *Service Concession Arrangements* and MFRS 15 *Revenue from Contracts with Customers* in respect of the construction of public services pursuant to the concession arrangements as disclosed in Note 8 to the financial statements.

22. REVENUE (CONTINUED)

(a) Disaggregation of revenue

The Group reports the following major segments: trusted identification and sustainable development in accordance with MFRS 8 *Operating Segments*. For disclosure of disaggregation of revenue, it disaggregates revenue into primary geographical markets, major goods or services and timing of revenue recognition (i.e. goods transferred at a point in time or services transferred over time).

For information about disaggregation of revenue into primary geographical market, refer to Note 30 to the financial statements.

	TRUSTED IDENTIFICA- TION RM'000	SUSTAINABLE DEVELOPMENT RM'000	TOTAL RM'000
Group			
2023			
Major goods or services:			
Sales of goods	159,096	72	159,168
Maintenance and services	16,845	-	16,845
Construction and integration system contract	95,659	-	95,659
Construction contracts	-	4,637	4,637
Concession arrangements	72,562	-	72,562
	<u>344,162</u>	<u>4,709</u>	<u>348,871</u>
Timing of revenue recognition:			
At a point in time	159,096	72	159,168
Over time	185,066	4,637	189,703
	<u>344,162</u>	<u>4,709</u>	<u>348,871</u>
2022			
Major goods or services:			
Sales of goods	101,489	48	101,537
Maintenance and services	8,372	-	8,372
Construction and integration system contract	53,948	-	53,948
Construction contracts	-	4,165	4,165
Concession arrangements	42,965	-	42,965
	<u>206,774</u>	<u>4,213</u>	<u>210,987</u>
Timing of revenue recognition:			
At a point in time	101,489	48	101,537
Over time	105,285	4,165	109,450
	<u>206,774</u>	<u>4,213</u>	<u>210,987</u>

Notes to the Financial Statements
Continued

22. REVENUE (CONTINUED)

(a) Disaggregation of revenue (Continued)

	TRUSTED IDENTIFICA- TION RM'000	SUSTAINABLE DEVELOPMENT RM'000	TOTAL RM'000
Company			
2023			
Major goods or services:			
Sales of goods	148,740	-	148,740
Maintenance and services	16,679	-	16,679
Construction contracts	-	4,216	4,216
Concession arrangements	72,562	-	72,562
	<u>237,981</u>	<u>4,216</u>	<u>242,197</u>
Timing of revenue recognition:			
At a point in time	148,740	-	148,740
Over time	89,241	4,216	93,457
	<u>237,981</u>	<u>4,216</u>	<u>242,197</u>
2022			
Major goods or services:			
Sales of goods	98,691	-	98,691
Maintenance and services	7,976	-	7,976
Construction contracts	-	3,805	3,805
Concession arrangements	42,965	-	42,965
	<u>149,632</u>	<u>3,805</u>	<u>153,437</u>
Timing of revenue recognition:			
At a point in time	98,691	-	98,691
Over time	50,941	3,805	54,746
	<u>149,632</u>	<u>3,805</u>	<u>153,437</u>

22. REVENUE (CONTINUED)

(b) Transaction price allocated to the remaining performance obligations

The Group and the Company apply the practical expedient in paragraph 121(a) of MFRS 15 and do not disclose information about remaining performance obligations that have original expected durations of one year or less. Also, the Group and the Company do not disclose information about remaining performance obligations that have original expected durations of more than one year as it is impractical to disclose.

23. FINANCE COSTS

	GROUP		COMPANY	
	2023 RM'000	2022 RM'000	2023 RM'000	2022 RM'000
Interest expenses on:				
- bankers' acceptances	72	-	72	-
- lease liabilities	220	214	5	9
- term loan and unstructured loan	55	974	55	974
- others	401	460	271	283
	748	1,648	403	1,266

Notes to the Financial Statements
Continued

24. PROFIT BEFORE TAX

Other than disclosed elsewhere in the financial statements, the following items have been charged/(credited) in arriving at profit before tax:

	GROUP		COMPANY	
	2023 RM'000	2022 RM'000	2023 RM'000	2022 RM'000
Auditors' remuneration:				
- audit services				
- current year	467	448	320	320
- prior year	(5)	120	8	120
- other services	10	10	10	10
Amortisation of intangible assets	1,266	1,266	1,266	1,266
Bad debts written off	-	67	-	67
Depreciation of property, plant and equipment	7,075	6,627	4,692	4,937
Directors' fees	554	518	554	518
Directors' meeting allowances	59	52	59	52
Directors' remuneration:				
- salaries and other remuneration	2,410	1,862	2,410	1,862
- defined contribution plans and SOCSO	205	162	205	162
Effect of accretion of interest on operating financial assets	(704)	(790)	(704)	(790)
Expenses relating to short-term leases	270	134	139	134
Expenses relating to lease of low value assets	32	17	7	17
(Gain)/Loss on disposal of property, plant and equipment	-*	207	-*	175
Impairment loss on:				
- goodwill on consolidation	18,268	-	-	-
- trade and other receivables	6	370	1,835	370
- investment in subsidiaries	-	-	93,008	-
- investment in associate	-	-	4,248	-
Interest income	(1,710)	(1,929)	(954)	(1,158)
Gain on disposal of investment in associate	-*	-	-*	-
(Gain)/Loss on foreign exchange:				
- realised	(10,129)	581	(9,582)	211
- unrealised	14,208	(540)	9,856	(564)
Net reversal of inventories written down	(2,138)	(242)	(2,083)	(203)
Reversal of impairment loss on trade and other receivables	(107)	(1,751)	(95,135)	(274)
Staff costs:				
- salaries and other remuneration	44,408	34,503	25,881	22,771
- defined contribution plans	4,546	3,491	2,502	2,227

* Represent amount less than RM1,000.

25. INCOME TAX EXPENSE

The major components of income tax expense for the financial years ended 31 March 2023 and 31 March 2022 are as follows:

	GROUP		COMPANY	
	2023 RM'000	2022 RM'000	2023 RM'000	2022 RM'000
Statements of comprehensive income				
Current income tax:				
- current year	12,352	1,342	12,218	1,342
- prior years	1,693	(407)	1,693	(60)
	14,045	935	13,911	1,282
Deferred tax:				
Origination of temporary differences	(3,095)	(148)	(3,095)	(148)
	(3,095)	(148)	(3,095)	(148)
Income tax expense recognised in profit or loss	10,950	787	10,816	1,134

Domestic income tax is calculated at the Malaysian statutory income tax rate of 24% (2022: 24%) of the estimated assessable profit for the financial year. Taxation for other jurisdictions is calculated at the rates prevailing in the respective jurisdiction.

Notes to the Financial Statements
Continued

25. INCOME TAX EXPENSE (CONTINUED)

The reconciliations from the tax amount at the statutory income tax rate to the Group's and the Company's tax expense are as follows:

	GROUP		COMPANY	
	2023 RM'000	2022 RM'000	2023 RM'000	2022 RM'000
Profit before tax	32,840	4,192	31,665	728
Tax at Malaysian statutory income tax rate of 24% (2022: 24%)	7,882	1,006	7,600	175
Adjustments:				
Income not subject to tax	(2,586)	(779)	(25,393)	(294)
Non-deductible expenses	9,714	2,789	27,510	2,183
Deferred tax not recognised on tax losses and temporary differences	(2,706)	(1,214)	(609)	(1,248)
Tax effect on share of results of associates	(24)	1	-	-
Utilisation of previously unrecognised tax losses	(2,813)	(701)	-	-
Adjustment in respect of income tax of prior years	1,693	(407)	1,693	(60)
Adjustment in respect of deferred tax of prior years	104	467	104	467
Adjustment in respect of revaluation reserves	(304)	(304)	(89)	(89)
Effect of changes in tax rate	(10)	(71)	-	-
Income tax expense	10,950	787	10,816	1,134

26. EARNINGS PER SHARE

(a) Basic earnings per ordinary share

Basic earnings per share are based on the profit for the financial year attributable to owners of the Company and the weighted average number of ordinary shares outstanding during the financial year, calculated as follows:

	GROUP	
	2023 RM'000	2022 RM'000
Profit attributable for the financial year attributable to owners of the Company	<u>21,900</u>	<u>3,412</u>
	UNIT'000	UNIT'000
Weighted average number of ordinary shares for basic earnings per share	<u>3,262,910</u>	<u>3,169,161</u>
Basic earnings per ordinary share (sen):	<u>0.67</u>	<u>0.11</u>

(b) Diluted earnings per ordinary share

The basic and diluted earnings per ordinary shares are the same as the Company has no dilutive potential ordinary shares.

Notes to the Financial Statements
Continued

27. FINANCIAL INSTRUMENTS

(a) Categories of financial instruments

The following table analyses the financial instruments in the statements of financial position by the classes of financial instruments to which they are assigned:

	CARRYING AMOUNT RM'000	AMORTISED COST RM'000
As at 31 March 2023		
Financial assets		
Group		
Operating financial assets	8,099	8,099
Trade and other receivables #	93,710	93,710
Cash and short-term deposits	91,980	91,980
	<u>193,789</u>	<u>193,789</u>
Company		
Operating financial assets	8,099	8,099
Trade and other receivables #	133,153	133,153
Cash and short-term deposits	74,548	74,548
	<u>215,800</u>	<u>215,800</u>
As at 31 March 2023		
Financial liabilities		
Group		
Loans and borrowings	(2,795)	(2,795)
Trade and other payables *	(130,057)	(130,057)
	<u>(132,852)</u>	<u>(132,852)</u>
Company		
Loans and borrowings	(2,795)	(2,795)
Trade and other payables *	(197,173)	(197,173)
	<u>(199,968)</u>	<u>(199,968)</u>

27. FINANCIAL INSTRUMENTS (CONTINUED)

(a) Categories of financial instruments (Continued)

The following table analyses the financial instruments in the statements of financial position by the classes of financial instruments to which they are assigned (Continued):

	CARRYING AMOUNT RM'000	AMORTISED COST RM'000
As at 31 March 2022		
Financial assets		
Group		
Operating financial assets	9,291	9,291
Trade and other receivables #	81,788	81,788
Cash and short-term deposits	111,288	111,288
	<u>202,367</u>	<u>202,367</u>
Company		
Operating financial assets	9,291	9,291
Trade and other receivables #	112,937	112,937
Cash and short-term deposits	74,220	74,220
	<u>196,448</u>	<u>196,448</u>
As at 31 March 2022		
Financial liabilities		
Group		
Loans and borrowings	(7,500)	(7,500)
Trade and other payables *	(156,275)	(156,275)
	<u>(163,775)</u>	<u>(163,775)</u>
Company		
Loans and borrowings	(7,500)	(7,500)
Trade and other payables *	(193,441)	(193,441)
	<u>(200,941)</u>	<u>(200,941)</u>

Excluded prepayments, advances to suppliers, value added tax refundable and withholding tax refundable.

* Excluded goods and service tax, sales and service tax and value added tax payable.

Notes to the Financial Statements

Continued

27. FINANCIAL INSTRUMENTS (CONTINUED)

(b) Financial risk management

The Group's and the Company's activities are exposed to a variety of financial risks arising from their operations and the use of financial instruments. The key financial risks include credit risk, liquidity risk, foreign currency risk and interest rate risk. The Group's and the Company's overall financial risk management objective is to optimise value for their shareholders. The Group and the Company do not use derivative financial instruments to hedge certain exposures and do not trade in financial instruments.

The Board of Directors reviews and agrees to policies and procedures for the management of these risks, which are executed by the Group's senior management. The audit committee provides independent oversight to the effectiveness of the risk management process.

(i) Credit risk

Credit risk is the risk of financial loss to the Group and the Company that may arise on outstanding financial instruments should a counterparty default on its obligations. The Group and the Company are exposed to credit risk from its operating activities (primarily trade receivables) and from its financing activities, including deposits with banks, foreign exchange transactions and other financial instruments. The Group and the Company have a credit policy in place and the exposure to credit risk is managed through the application of credit approvals, credit limits and monitoring procedures.

Trade receivables and contract assets

As at the end of the reporting period, the maximum exposure to credit risk arising from trade receivables and contract assets are represented by their carrying amounts in the statements of financial position.

The carrying amount of trade receivables and contract assets are not secured by any collateral or supported by any other credit enhancements. In determining the recoverability of these receivables, the Group and the Company consider any change in the credit quality of the receivables from the date the credit was initially granted up to the reporting date. The Group and the Company have adopted a policy of dealing with creditworthy counterparties as a means of mitigating the risk of financial loss from defaults.

27. FINANCIAL INSTRUMENTS (CONTINUED)

(b) Financial risk management (Continued)

(i) Credit risk (Continued)

Trade receivables and contract assets (Continued)

Credit risk concentration profile

The Group and the Company determine the credit risk concentration of its trade receivables and contract assets by industry sector profile on an ongoing basis. The credit risk concentration profile of the Group's and the Company's trade receivables and contract assets at the reporting date are as follows:

	GROUP			
	2023		2022	
	RM'000	%	RM'000	%

Trade receivables

Trusted identification, payment and transportation	84,241	86	70,496	52
Others	4,788	5	5,645	4
	89,029	91	76,141	56

Contract assets

Trusted identification, payment and transportation	9,258	9	59,456	44
	98,287	100	135,597	100

	COMPANY			
	2023		2022	
	RM'000	%	RM'000	%

Trade receivables

Trusted identification, payment and transportation	72,527	84	65,484	82
Others	4,788	6	5,645	7
	77,315	90	71,129	89

Contract assets

Trusted identification, payment and transportation	7,902	10	7,709	11
	85,217	100	78,838	100

Notes to the Financial Statements
Continued

27. FINANCIAL INSTRUMENTS (CONTINUED)

(b) Financial risk management (Continued)

(i) Credit risk (Continued)

Trade receivables and contract assets (Continued)

The Group and the Company apply the simplified approach to provide for impairment losses prescribed by MFRS 9 *Financial Instruments*, which permits the use of the lifetime expected loss provision for all trade receivables and contract assets. To measure the impairment losses, trade receivables and contract assets have been grouped based on geographical region, shared credit characteristics and the days past due. The impairment losses also incorporate forward-looking information.

The information about the credit risk exposure on the Group's and the Company's trade receivables and contract assets are as follows:

	GROSS CARRYING AMOUNT RM'000	IMPAIRMENT LOSS RM'000	NET BALANCE RM'000
At 31 March 2023			
Group			
Contract assets	9,258	-	9,258
Trade receivables			
Current (not past due)	5,389	-	5,389
1 - 90 days past due	34,117	-	34,117
91 - 180 days past due	13,302	-	13,302
More than 181 days past due	36,221	-	36,221
Credit impaired (individually assessed)	16,566	(16,566)	-
	<u>105,595</u>	<u>(16,566)</u>	<u>89,029</u>
	<u>114,853</u>	<u>(16,566)</u>	<u>98,287</u>
Company			
Contract assets	7,902	-	7,902
Trade receivables			
Current (not past due)	5,929	-	5,929
1 - 90 days past due	33,018	-	33,018
91 - 180 days past due	6,345	-	6,345
More than 181 days past due	32,023	-	32,023
Credit impaired (individually assessed)	10,014	(10,014)	-
	<u>87,329</u>	<u>(10,014)</u>	<u>77,315</u>
	<u>95,231</u>	<u>(10,014)</u>	<u>85,217</u>

27. FINANCIAL INSTRUMENTS (CONTINUED)

(b) Financial risk management (Continued)

(i) Credit risk (Continued)

Trade receivables and contract assets (Continued)

The information about the credit risk exposure on the Group's and the Company's trade receivables and contract assets are as follows (Continued):

	GROSS CARRYING AMOUNT RM'000	IMPAIRMENT LOSS RM'000	NET BALANCE RM'000
At 31 March 2022			
Group			
Contract assets	59,456	-	59,456
Trade receivables			
Current (not past due)	12,950	-	12,950
1 - 90 days past due	5,118	-	5,118
91 - 180 days past due	2,482	-	2,482
More than 181 days past due	55,591	-	55,591
Credit impaired (individually assessed)	20,217	(20,217)	-
	<u>96,358</u>	<u>(20,217)</u>	<u>76,141</u>
	<u>155,814</u>	<u>(20,217)</u>	<u>135,597</u>
Company			
Contract assets	7,709	-	7,709
Trade receivables			
Current (not past due)	8,244	-	8,244
1 - 90 days past due	5,118	-	5,118
91 - 180 days past due	2,482	-	2,482
More than 181 days past due	55,285	-	55,285
Credit impaired (individually assessed)	10,458	(10,458)	-
	<u>81,587</u>	<u>(10,458)</u>	<u>71,129</u>
	<u>89,296</u>	<u>(10,458)</u>	<u>78,838</u>

For trusted identification segment, as there are a few customers from different countries with different credit risk characteristics, the Group and the Company assessed the risk of loss of each customer individually based on their financial information, past trend of payments and external credit ratings for individual country, where applicable.

Included in trade receivables of the Group and the Company are amounts totalling RM59,349,649 (2022: RM57,867,723) due from 2 (2022: 2) of its significant receivables.

Notes to the Financial Statements
Continued

27. FINANCIAL INSTRUMENTS (CONTINUED)

(b) Financial risk management (Continued)

(i) Credit risk (Continued)

Other receivables and other financial assets

For other receivables and other financial assets (including cash and cash equivalents), the Group and the Company minimise credit risk by dealing exclusively with high credit rating counterparties. At the reporting date, the Group's and the Company's maximum exposure to credit risk arising from other receivables and other financial assets are represented by the carrying amount of each class of financial assets recognised in the statements of financial position.

The Group and the Company consider the probability of default upon initial recognition of asset and whether there has been a significant increase in credit risk on an ongoing basis throughout each reporting period. To assess whether there is a significant increase in credit risk, the Group and the Company compare the risk of a default occurring on the asset as at the reporting date with the risk of default as at the date of initial recognition. It considers available reasonable and supportive forward-looking information.

Regardless of the analysis above, a significant increase in credit risk is presumed if a debtor is more than 30 days to 60 days past due in making a contractual payment.

Some intercompany advances between entities within the Group are repayable on demand. For advances that are repayable on demand, impairment losses are assessed based on the assumption that repayment of the advance is demanded at the reporting date. If the borrower does not have sufficient highly liquid resources when the advance is demanded, the Group and the Company will consider the expected manner of recovery and recovery period of the intercompany advance.

Other than the credit-impaired other receivables, the Group and the Company consider these financial assets to have low credit risk. As at the reporting date, the Group and the Company did not recognise any loss allowance for impairment for other receivables and other financial assets other than those as disclosed in Note 13 to the financial statements.

Refer to Note 3.13(a) to the financial statements for the Group's and the Company's other accounting policies for impairment of financial assets.

(ii) Liquidity risk

Liquidity risk is the risk that the Group or the Company will encounter difficulty in meeting financial obligations when they fall due. The Group's and the Company's exposure to liquidity risk arise primarily from mismatches of the maturities between financial assets and liabilities. The Group's and the Company's exposure to liquidity risk arise principally from trade and other payables, loans and borrowings.

27. FINANCIAL INSTRUMENTS (CONTINUED)

(b) Financial risk management (Continued)

(ii) Liquidity risk (Continued)

The Group's and the Company's objective is to maintain a balance between continuity of funding and flexibility through use of stand-by facilities. The Group and the Company maintain sufficient liquidity and available funds from operational collections to meet daily cash needs, while maintaining controls and security over cash movements. The Group and the Company use a series of processes to obtain maximum benefits from its flow of funds, such that they are efficiently managed to maximise income from investment and minimise cost on borrowed funds. The Group's and the Company's treasury department also ensure that there are sufficient unutilised stand-by facilities, funding and liquid assets available to meet both short-term and long-term funding requirements.

Maturity analysis

The maturity analysis of the Group's and the Company's financial liabilities by their relevant maturity at the reporting date based on contractual undiscounted repayment obligations are as follows:

	CONTRACTUAL CASH FLOWS				TOTAL RM'000
	CARRYING AMOUNT RM'000	ON DEMAND OR WITHIN 1 YEAR RM'000	BETWEEN 1 AND 5 YEARS RM'000	MORE THAN 5 YEARS RM'000	
Group					
At 31 March 2023					
Trade and other payables *	130,057	130,057	-	-	130,057
Bankers' acceptance	2,795	2,795	-	-	2,795
	<u>132,852</u>	<u>132,852</u>	<u>-</u>	<u>-</u>	<u>132,852</u>
At 31 March 2022					
Trade and other payables *	156,275	156,275	-	-	156,275
Unstructured loan	7,500	7,585	-	-	7,585
	<u>163,775</u>	<u>163,860</u>	<u>-</u>	<u>-</u>	<u>163,860</u>

Notes to the Financial Statements
Continued

27. FINANCIAL INSTRUMENTS (CONTINUED)

(b) Financial risk management (Continued)

(ii) Liquidity risk (Continued)

Maturity analysis (Continued)

The maturity analysis of the Group's and the Company's financial liabilities by their relevant maturity at the reporting date based on contractual undiscounted repayment obligations are as follows (Continued):

	CONTRACTUAL CASH FLOWS				TOTAL RM'000
	CARRYING AMOUNT RM'000	ON DEMAND OR WITHIN 1 YEAR RM'000	BETWEEN 1 AND 5 YEARS RM'000	MORE THAN 5 YEARS RM'000	
Company					
At 31 March 2023					
Trade and other payables *	197,173	197,173	-	-	197,173
Bankers' acceptance	2,795	2,795	-	-	2,795
	<u>199,968</u>	<u>199,968</u>	<u>-</u>	<u>-</u>	<u>199,968</u>
At 31 March 2022					
Trade and other payables *	193,441	193,441	-	-	193,441
Unstructured loan	7,500	7,585	-	-	7,585
	<u>200,941</u>	<u>201,026</u>	<u>-</u>	<u>-</u>	<u>201,026</u>

* Excluded goods and services tax, sales and services tax and value added tax payable.

27. FINANCIAL INSTRUMENTS (CONTINUED)

(b) Financial risk management (Continued)

(iii) Foreign currency risk

Foreign currency risk is the risk of fluctuation in fair value or future cash flows of a financial instrument as results of changes in foreign exchange rates. The Group's and the Company's exposure to the risk of changes in foreign exchange rates relates primarily to the Group's and the Company's operating activities (when sales and purchases that are denominated in foreign currency) and the Group's net investments in foreign subsidiaries.

The Board of Directors has set up a policy that requires all companies within the Group and the Company to manage their treasury activities and exposures. The Group and the Company do not hedge their foreign currency exposure. In addition, the Group and the Company also take advantage of any natural effects of its foreign currencies revenues and expenses by maintaining current accounts in foreign currencies.

The Group's and the Company's unhedged financial assets and liabilities that are not denominated in their functional currencies are as follows:

	GROUP		COMPANY	
	2023 RM'000	2022 RM'000	2023 RM'000	2022 RM'000

Financial assets and liabilities not held in functional currencies

Trade and other receivables

US Dollar	90,050	74,791	68,671	71,132
Euro	1,820	1,797	1,820	2,364
Others	132	1,133	132	6,823
	<u>92,002</u>	<u>77,721</u>	<u>70,623</u>	<u>80,319</u>

Cash and short-term deposits

US Dollar	15,065	4,280	13,948	4,280
Euro	9,627	10,692	9,627	10,692
Egyptian Pound	1,410	1,541	1,410	1,541
	<u>26,102</u>	<u>16,513</u>	<u>24,985</u>	<u>16,513</u>

Trade and other payables

US Dollar	(84,986)	(87,192)	(82,859)	(85,168)
Euro	(2,971)	(1,094)	(2,883)	(1,009)
Others	(3,475)	(130)	(3,455)	-
	<u>(91,432)</u>	<u>(88,416)</u>	<u>(89,197)</u>	<u>(86,177)</u>

Notes to the Financial Statements
Continued

27. FINANCIAL INSTRUMENTS (CONTINUED)

(b) Financial risk management (Continued)

(iii) Foreign currency risk (Continued)

Sensitivity analysis for foreign currency risk

The Group's and the Company's principal foreign currency exposure relates mainly to United States Dollar ("USD"), Euro and Egyptian Pound.

The following table demonstrates the sensitivity to a reasonably possible change in the foreign currencies, with all other variables held constant on the Group's and the Company's total equity and profit for the financial year.

	CHANGE IN RATE	EFFECT ON PROFIT FOR THE FINANCIAL YEAR RM'000	EFFECT ON EQUITY RM'000
Group			
31 March 2023			
US Dollar	+10%	2,013	2,013
	-10%	(2,013)	(2,013)
Euro	+10%	848	848
	-10%	(848)	(848)
Egyptian Pound	+10%	141	141
	-10%	(141)	(141)
Others	+10%	(334)	(334)
	-10%	334	334
31 March 2022			
US Dollar	+10%	(812)	(812)
	-10%	812	812
Euro	+10%	1,140	1,140
	-10%	(1,140)	(1,140)
Egyptian Pound	+10%	154	154
	-10%	(154)	(154)
Others	+10%	100	100
	-10%	(100)	(100)

27. FINANCIAL INSTRUMENTS (CONTINUED)

(b) Financial risk management (Continued)

(iii) Foreign currency risk (Continued)

Sensitivity analysis for foreign currency risk (Continued)

The following table demonstrates the sensitivity to a reasonably possible change in the foreign currencies, with all other variables held constant on the Group's and the Company's total equity and profit for the financial year. (Continued)

	CHANGE IN RATE	EFFECT ON PROFIT FOR THE FINANCIAL YEAR RM'000	EFFECT ON EQUITY RM'000
Company			
31 March 2023			
US Dollar	+10%	(24)	(24)
	-10%	24	24
Euro	+10%	856	856
	-10%	(856)	(856)
Egyptian Pound	+10%	141	141
	-10%	(141)	(141)
Others	+10%	(332)	(332)
	-10%	332	332
31 March 2022			
US Dollar	+10%	(976)	(976)
	-10%	976	976
Euro	+10%	1,205	1,205
	-10%	(1,205)	(1,205)
Egyptian Pound	+10%	154	154
	-10%	(154)	(154)
Others	+10%	682	682
	-10%	(682)	(682)

Notes to the Financial Statements
Continued

27. FINANCIAL INSTRUMENTS (CONTINUED)

(b) Financial risk management (Continued)

(iv) Interest rate risk

Interest rate risk is the risk of fluctuation in fair value or future cash flows of the Group's and the Company's financial instruments as results of changes in market interest rates. The Group's and the Company's exposure to interest rate risk arises primarily from their long-term loans and borrowings with floating interest rates. The Group and the Company do not hedge their interest rate risk.

(c) Fair value measurement

The carrying amounts of cash and cash equivalents, short-term receivables and payables and short-term borrowings reasonably approximate to their fair values due to the relatively short-term nature of these financial instruments.

There have been no transfers between Level 1 and Level 2 during the financial year (2022: no transfer in either direction).

The following table provides the fair value measurement hierarchy of the Group's and the Company's financial instruments:

	CARRYING AMOUNT TOTAL RM'000	FAIR VALUE OF FINANCIAL INSTRUMENTS NOT CARRIED AT FAIR VALUE			TOTAL
		LEVEL 1	LEVEL 2	LEVEL 3	

Group and Company

31 March 2023

Financial assets

Operating financial assets	8,099	-	-	8,099	8,099
----------------------------	-------	---	---	-------	-------

31 March 2022

Financial assets

Operating financial assets	9,291	-	-	9,291	9,291
----------------------------	-------	---	---	-------	-------

Level 3 fair value

Fair value of financial instruments not carried at fair value

The fair value of operating financial assets is determined using the discounted cash flows method based on discount rates that reflects the issuer's borrowing rate as at the end of the reporting period.

28. RELATED PARTIES

(a) Identification of related parties

Parties are considered related to the Group if the Group has the ability, directly or indirectly, to control the party or exercise significant influence over the party in making financial and operational decisions, or vice versa, or where the Group and the party are subject to common control. Related parties may be individuals or other entities.

Related parties of the Group include:

- (i) Subsidiaries;
- (ii) Associates;
- (iii) Joint ventures; and
- (iv) Key management personnel of the Group and the Company, comprise persons (including directors) having the authority and responsibility for planning, directing and controlling the activities directly or indirectly.

(b) Significant related party transactions

Significant related party transactions other than disclosed elsewhere in the financial statements are as follows:

	COMPANY	
	2023 RM'000	2022 RM'000
Sales		
Subsidiaries	<u>25,295</u>	<u>3,586</u>
Purchases		
Subsidiaries	<u>(536)</u>	<u>-</u>
Rental income		
Subsidiaries	<u>111</u>	<u>106</u>
Management fee paid		
Subsidiary	<u>(243)</u>	<u>(269)</u>

Notes to the Financial Statements
Continued

28. RELATED PARTIES (CONTINUED)

(c) Compensation of key management personnel

	GROUP		COMPANY	
	2023 RM'000	2022 RM'000	2023 RM'000	2022 RM'000
Short-term employee benefits	3,787	2,840	3,228	2,477
Post-employment employee benefits	328	273	279	230
	4,115	3,113	3,507	2,707

29. CAPITAL MANAGEMENT

The primary objective of the Group's and the Company's capital management is to ensure that they maintain a strong credit rating and healthy capital ratio to support their business and maximise shareholder value. The Group and the Company manage their capital structure and make adjustment to it, in light of changes in economic conditions. To maintain or adjust the capital structure, the Group and the Company may adjust the dividend payment to shareholders, return capital to shareholders or issue new shares. No changes were made in the objectives, policies and processes during the financial years ended 31 March 2023 and 31 March 2022.

The Group and the Company monitor capital using gearing ratio. The gearing ratio is calculated as total loans and borrowings divided by total equity. The gearing ratio as at the reporting date are as follows:

	NOTE	GROUP		COMPANY	
		2023 RM'000	2022 RM'000	2023 RM'000	2022 RM'000
Total loans and borrowings	20	2,795	7,500	2,795	7,500
Total equity		345,279	323,498	196,471	175,622
Gearing ratio		1%	2%	1%	4%

There was no change in the Group's and the Company's approach to capital management during the financial year.

The Group and the Company are not subject to any externally imposed capital requirement.

Gearing ratios are not governed by the MFRSs and their definitions and calculations may vary between reporting entities.

30. SEGMENT INFORMATION

The Group prepared the following segment information in accordance with MFRS 8 *Operating Segments* based on the internal reports of the Group's strategic business units which are regularly reviewed by the Executive Deputy Chairman, the Group Chief Executive Officer (or Acting Chief Executive Officer) and the Group Finance Director for the purpose of making decisions about resource allocation and performance assessment.

The two reportable operating segments are as follows:

SEGMENTS	PRODUCTS AND SERVICES
Trusted identification division	e-Passports, e-Identification cards, banking cards, transportation and other related Trusted Identification's devices, equipments and services
Sustainable development division	Construction of buildings and modern integrated farms and provision of food and agro produce and equipment

Inter-segment pricing is determined on negotiated basis.

Segment profit

Segment performance is used to measure performance as the Executive Deputy Chairman, the Group Chief Executive Officer (or Acting Chief Executive Officer) and the Group Finance Director believes that such information is the most relevant in evaluating the results of certain segments relative to other entities that operate within these industries. Performance is evaluated based on operating profit or loss which is measured differently from operating profit or loss in the consolidated financial statements.

Segment assets

The total segment asset is measured based on all assets (excluding investments in associates and joint ventures, deferred tax assets and tax recoverable) of a segment, as included in the internal reports that are reviewed by the Executive Deputy Chairman, the Group Chief Executive Officer (or Acting Chief Executive Officer) and the Group Finance Director.

Segment liabilities

Segment liabilities are not included in the internal reports that are reviewed by the Executive Deputy Chairman, the Group Chief Executive Officer (or Acting Chief Executive Officer) and the Group Finance Director. Hence, no disclosures are made on segment liabilities.

Notes to the Financial Statements
Continued

30. SEGMENT INFORMATION (CONTINUED)

	NOTE	SUSTAINABLE DEVELOPMENT DIVISION			ADJUSTMENTS AND ELIMINATIONS RM'000	TOTAL RM'000
		TRUSTED IDENTIFICA- TION DIVISION RM'000	PROPERTY DEVELOPMENT & CONSTRUCTION SUB-DIVISION RM'000	FOOD & AGRO TECHNOLOGY SUB-DIVISION RM'000		
2023						
Revenue:						
Revenue from external customers		344,162	4,637	72	-	348,871
Inter-segment revenue	A	-	-	-	-	-
		<u>344,162</u>	<u>4,637</u>	<u>72</u>	<u>-</u>	<u>348,871</u>
Results						
Operating results		79,879	8,987	72	-	88,938
Interest income		1,710	-	-	-	1,710
Other operating income		10,373	-	8,957	-	19,330
Depreciation and amortisation		(8,388)	-	-	47	(8,341)
Finance costs		(748)	-	-	-	(748)
Impairment loss on goodwill on consolidation		(18,268)	-	-	-	(18,268)
Net reversal of impairment losses on financial instruments		(3)	104	-	-	101
Unrealised loss on foreign exchange		(14,208)	-	-	-	(14,208)
Administrative and operating expenses	B	(11,386)	4,857	(25)	-	(6,554)
Reportable segment profit		<u>38,961</u>	<u>13,948</u>	<u>9,004</u>	<u>47</u>	<u>61,960</u>
Unallocated corporate expenses	B	-	-	-	(29,020)	(29,020)
Share of results of associates and joint ventures		(100)	-	-	-	(100)
Segment profit		<u>38,861</u>	<u>13,948</u>	<u>9,004</u>	<u>(28,973)</u>	<u>32,840</u>
Income tax expense		(10,770)	(180)	-	-	(10,950)
Profit for the financial year	B	<u>28,091</u>	<u>13,768</u>	<u>9,004</u>	<u>(28,973)</u>	<u>21,890</u>
Assets:						
Investments in associates and joint ventures		752	-	-	-	752
Addition to capital expenditure		983	-	-	-	983
Segment assets	C	<u>633,659</u>	<u>5,088</u>	<u>-</u>	<u>(110,231)</u>	<u>528,516</u>

30. SEGMENT INFORMATION (CONTINUED)

		SUSTAINABLE DEVELOPMENT DIVISION				
		TRUSTED IDENTIFICA- TION DIVISION RM'000	PROPERTY DEVELOPMENT & CONSTRUCTION SUB-DIVISION RM'000	FOOD & AGRO TECHNOLOGY SUB-DIVISION RM'000	ADJUSTMENTS AND ELIMINATIONS RM'000	TOTAL RM'000
	NOTE					
2022						
Revenue:						
Revenue from external customers		206,774	4,165	48	-	210,987
Inter-segment revenue	A	-	-	-	-	-
		<u>206,774</u>	<u>4,165</u>	<u>48</u>	<u>-</u>	<u>210,987</u>
Results						
Operating results		38,262	3,749	45	-	42,056
Interest income		1,929	-	-	-	1,929
Other operating income		2,336	2,592	1	-	4,929
Depreciation and amortisation		(7,973)	-	-	80	(7,893)
Finance costs		(1,648)	-	-	-	(1,648)
Net reversal of impairment losses on financial instruments		1,484	(103)	-	-	1,381
Unrealised gain on foreign exchange		540	-	-	-	540
Administrative and operating expenses	B	(13,099)	(53)	(44)	-	(13,196)
Reportable segment profit		<u>21,831</u>	<u>6,185</u>	<u>2</u>	<u>80</u>	<u>28,098</u>
Unallocated corporate expenses	B	-	-	-	(23,902)	(23,902)
Share of results of associates and joint ventures		(4)	-	-	-	(4)
Segment profit		<u>21,827</u>	<u>6,185</u>	<u>2</u>	<u>(23,822)</u>	<u>4,192</u>
Income tax expense		(787)	-	-	-	(787)
Profit for the financial year	B	<u>21,040</u>	<u>6,185</u>	<u>2</u>	<u>(23,822)</u>	<u>3,405</u>
Assets:						
Investments in associates and joint ventures		852	-	-	-	852
Addition to capital expenditure		4,007	-	-	-	4,007
Segment assets	C	<u>573,166</u>	<u>8,932</u>	<u>357</u>	<u>(73,444)</u>	<u>509,011</u>

Notes to the Financial Statements
Continued

30. SEGMENT INFORMATION (CONTINUED)

Reconciliation of reportable segment revenue, profit or loss, assets and other material items are as follows:

A Inter-segment revenue

Inter-segment revenues are eliminated on consolidation.

B Reconciliation of profit or loss

	2023 RM'000	2022 RM'000
Unallocated other corporate expenses	(29,020)	(23,902)

C Reconciliation of assets

	2023 RM'000	2022 RM'000
Investments in associates and joint ventures	752	852
Inter-segment assets	(110,983)	(74,296)
	(110,231)	(73,444)

Disaggregation of revenue by geographical information

Revenue information based on the geographical location of customers are as follows:

	TRUSTED IDENTIFICA- TION RM'000	PROPERTY DEVELOPMENT & CONSTRUCTION RM'000	FOOD & AGRO- TECHNOLOGY RM'000	TOTAL RM'000
Group				
31 March 2023				
Malaysia	141,438	4,637	72	146,147
Asia Pacific	20,576	-	-	20,576
Oceania	6,349	-	-	6,349
Africa	175,663	-	-	175,663
North America	136	-	-	136
	344,162	4,637	72	348,871
31 March 2022				
Malaysia	68,232	4,165	48	72,445
Asia Pacific	9,755	-	-	9,755
Oceania	3,034	-	-	3,034
Africa	121,310	-	-	121,310
North America	4,443	-	-	4,443
	206,774	4,165	48	210,987

30. SEGMENT INFORMATION (CONTINUED)

Geographical information

Non-current assets (excluding deferred tax assets and financial instruments) information based on the geographical location of customers are as follows:

	GROUP	
	2023 RM'000	2022 RM'000
Non-current assets		
Malaysia	190,784	220,912

Information about major customers

The following are major customers with revenue equal to or more than 10% of Group revenue:

	GROUP		
	2023 RM'000	2022 RM'000	SEGMENTS
Customer A	54,596	49,634	Trusted identification
Customer B	51,765	51,924	Trusted identification
Customer C	95,659	53,948	Trusted identification
	202,020	155,506	

Notes to the Financial Statements

Continued

31. MATERIAL LITIGATIONS

(i) IRIS Technologies (M) Sdn. Bhd. (“ITSB”) and Kunt Electronic Sanayii vs Ticaret A.S (both parties are henceforth known as “JVCO”) vs Security General Directorate of Ministry of Interior or Emniyet Genel Mudurlugu (“EMGM”) (Turkey)

The JVCO had on 5 October 2009 claimed for unlawful termination of contract by EMGM and payment for the balance amount of (Turkish Lira) TL6,195,000 due to JVCO for work completed. The JVCO’s claim was rejected by the Ankara 12th Civil Court of First Instance. Despite JVCO’s claim against EMGM, EMGM’s claim for the refund of monies paid to the JVCO for the completion of Phase 1 (delivery of hardware and equipment) of the project for the sum of TL6,195,000 was allowed together with interest. The JVCO was also directed to pay TL5,053.84 as expenses arising from their performance of the contract and loss suffered by EMGM. EMGM’s claim of TL49,761.53 as expenses arising from their performance of the contract and loss due to the termination was allowed and the JVCO was ordered to pay the said amount as compensation.

The Group was informed that a decision was declared on 16 September 2014 and was duly served on the JVCO on 28 January 2015. The JVCO had on 27 November 2018 filed an appeal against the decision in favour of EMGM and request for a retrial.

In relation to the JVCO’s appeal, the Ankara 35th Civil Court of First Instance on 20 December 2022 reaffirmed the decisions by the earlier courts requiring JVCO to pay TL6,195,000 and TL5,053.84 as aforementioned together with interest, attorney’s fee, decision fee and litigation expenses. The Ankara 12th Civil Court of First Instance rejected the JVCO’s application for retrial on 28 February 2023. The JVCO will be appealing against the decisions of the Ankara 35th Civil Court of First Instance and the Ankara 12th Civil Court of First Instance.

The Group had made the appropriate provision in relation to the judgement.

(ii) In the High Court of Malaya at Kuala Lumpur; IRIS Corporation Berhad (“Plaintiff”) against nine (9) former members of the Board of Directors (“Defendants”)

The Company had on 24 April 2019 commenced legal proceedings in Kuala Lumpur High Court (“High Court”) against the Defendants concerning the Company’s investment in Border Control Solutions Limited (“BCS”). The Company brought this action for loss suffered from the Defendants’ failure to discharge their respective fiduciary duty, duty of fidelity and/or duty to exercise reasonable care, skill and diligence as directors of the Company at that material time.

The Company sought the following reliefs against the Defendants jointly and severally:

- (a) The sum of RM11,721,050 being the total amount paid by the Company for the subscription of the BCS’s shares which is equivalent to total sum of GBP2.05 million (by reference to the conversion rates prevailing on the respective dates of payments);
- (b) The sum of RM482,172 being the total amount paid by the Company to Joseph Vijay Kumar (“JVK”) as consultant fees which is equivalent to total sum of GBP84,000 (by reference to the conversion rates prevailing on the respective dates of payments);

31. MATERIAL LITIGATIONS (CONTINUED)

(ii) In the High Court of Malaya at Kuala Lumpur; IRIS Corporation Berhad (“Plaintiff”) against nine (9) former members of the Board of Directors (“Defendants”) (Continued)

The Company seeks the following reliefs against the Defendants jointly and severally (Continued):

- (c) Pre-judgment interest on the sums awarded in (a) and (b) above pursuant to section 11 of the Civil Law Act 1956 at the following rates:
 - (i) Interest at the rate of 5% per annum on the sum of RM11,721,050 from 24 August 2016 (i.e. the date of the last payment to BCS) until the date of full settlement;
 - (ii) Interest at the rate of 5% per annum on RM482,172 from 10 October 2016 (i.e. the date of the last payment to JVK) until the date of full settlement thereof;
- (d) Post-judgment interest on the sums awarded in (a) and (b) above at the rate of 5% per annum from the date of judgment until the date of full and final realisation;
- (e) Alternative to (a) and (b) above, general damages to be assessed;
- (f) Interest on the general damages awarded in (e) above;
- (g) Costs; and/or
- (h) All other relief which this Honourable Court deems fit and just.

Item (a) and (b) above had been fully impaired/expense off to profit or loss in the previous financial year.

On 18 August 2022, the High Court dismissed the claims by the Plaintiff against the Defendants.

The High Court awarded costs in the sum of RM85,000 to each of the 1st Defendant, 2nd Defendant, 3rd Defendant and 4th Defendant. While a sum of RM85,000 was awarded collectively to the 5th Defendant, 6th Defendant, 7th Defendant and 9th Defendant.

IRIS had on 12 September 2022 filed an appeal to the Court of Appeal against the decision of the High Court.

The appeal has been fixed for e-review on 12 December 2022.

During the e-review, the Registrar gave the following directions:

- (i) a common core bundle is to be filed by 10 September 2023;
- (ii) written submission and executive summary of written submission is to be filed by 10 September 2023;
- (iii) submission in reply (if any) is to be filed by 24 September 2023; and
- (iv) Documents in (i) to (iii) above must be served by hand to the Court of Appeal on or before 25 September 2023.

The Registrar has fixed the next e-review on 25 September 2023 and the hearing of the appeal on 9 October 2023.

Notes to the Financial Statements

Continued

31. MATERIAL LITIGATIONS (CONTINUED)

(iii) Notice of Arbitration; S5 Systems Sdn. Bhd. against IRIS Information Technology Systems Sdn. Bhd.

On 29 June 2022, the Company's wholly owned subsidiary, IRIS Information Technology Systems Sdn. Bhd. ("IITS") received a Notice of Arbitration ("NOA") dated 29 June 2022 from S5 Systems Sdn. Bhd. ("S5"), for arbitral proceedings in relation to earlier intentions of S5 having a joint venture role in the National Integrated Immigration System ("NIISe") project ("Project") awarded by Kementerian Dalam Negeri to IITS.

In the NOA, S5 alleges that such preliminary intentions were binding and that IITS is in breach of the same in subcontracting or engaging third parties to carry out works under the Project.

S5 also sought for damages in lieu of specific performance, interest, and costs of the arbitration proceedings to be borne by IITS.

IITS has since responded to the NOA submitted by S5 via its Response to Notice of Arbitration dated 29 July 2022.

The Arbitral Tribunal had since presided over 2 procedural meetings on 31 May 2023 and 6 July 2023 on the procedural framework and timetable on which the matter will progress.

The next milestone is for the filing of the Statement of Case by S5 on 1 August 2023.

32. SIGNIFICANT EVENTS DURING THE FINANCIAL YEAR AND SUBSEQUENT TO THE END OF THE FINANCIAL YEAR

(a) Proposed disposal of a subsidiary, IRIS Information Technology Systems Sdn. Bhd. (“IITS”)

On 10 February 2023, the Company entered into a Shares Sale Agreement with Tass Tech Technologies Sdn. Bhd., a company incorporated in Malaysia, for the proposed disposal of 80% equity interest in IITS, for a total cash consideration of RM70,000,000. The assets and liabilities related to IITS (part of the trusted identification segment) have been presented as held for sale. The Shares Sale Agreement is expected to be completed in November 2023.

(b) Proposed capital reduction and proposed share consolidation

On 14 July 2023, the Company proposed to undertake the following:

- (i) proposed reduction of the issued share capital of IRIS pursuant to Section 116 of the Companies Act, 2016 (“Act”) (“Proposed Capital Reduction”); and
- (ii) proposed consolidation of every 4 existing ordinary shares in IRIS into 1 IRIS Share (“Proposed Share Consolidation”) upon completion of the Proposed Capital Reduction.

The Proposed Capital Reduction entails the cancellation of RM450.0 million of the issued share capital of the Company pursuant to Section 116 of the Act. The corresponding credit of RM450.0 million arising from such cancellation will be utilised to set-off against the accumulated losses of the Company while the remaining balance, if any will be credited to the retained earnings of the Company which shall be utilised in a manner to be determined by the Board at a later date and in the best interest of the Company as permitted by the relevant and applicable laws, the ACE Market Listing Requirements of Bursa Malaysia Securities Berhad (“Bursa Securities”) and the Company’s Constitution.

Upon the completion of the Proposed Capital Reduction, the Company will undertake the Proposed Share Consolidation which entails the consolidation of every 4 existing IRIS Shares held by the shareholders of the Company. Any fractional entitlements arising from the Proposed Share Consolidation shall be disregarded and/or dealt with by the Board in such manner at its absolute discretion as it may deem fit or expedient and in the best interest of the Company.

Both the Proposed Capital Reduction and Proposed Share Consolidation do not have any financial impact to the current financial year.

Statement by Directors (Pursuant to Section 251(2) of the Companies Act 2016)

We, **DR. POH SOON SIM** and **H'NG BOON HARNG**, being two of the directors of **IRIS CORPORATION BERHAD**, do hereby state that in the opinion of the directors, the accompanying financial statements set out on pages 56 to 163 are drawn up in accordance with Malaysian Financial Reporting Standards, International Financial Reporting Standards and the requirements of the Companies Act 2016 in Malaysia so as to give a true and fair view of the financial position of the Group and of the Company as at 31 March 2023 and of their financial performance and cash flows for the financial year then ended.

Signed on behalf of the Board of Directors in accordance with a resolution of the directors:

DR. POH SOON SIM

Director

H'NG BOON HARNG

Director

Kuala Lumpur

Date: 28 July 2023

Statutory Declaration

(Pursuant to Section 251(1) of the Companies Act 2016)

I, **H'NG BOON HARNG**, being the director primarily responsible for the financial management of **IRIS CORPORATION BERHAD**, do solemnly and sincerely declare that to the best of my knowledge and belief, the accompanying financial statements set out on pages 56 to 163 are correct, and I make this solemn declaration conscientiously believing the same to be true, and by virtue of the provisions of the Statutory Declarations Act, 1960.

H'NG BOON HARNG
Director
MIA Membership No.: 15998

Subscribed and solemnly declared by the abovenamed at Kuala Lumpur in the Federal Territory on 28 July 2023.

Before me,

Commissioner for Oaths
HADINUR MOHD SYARIF W761

Independent Auditors' Report to the Members of IRIS Corporation Berhad (Incorporated in Malaysia)

REPORT ON THE AUDIT OF THE FINANCIAL STATEMENTS

OPINION

We have audited the financial statements of IRIS Corporation Berhad, which comprise the statements of financial position as at 31 March 2023 of the Group and of the Company, and the statements of comprehensive income, statements of changes in equity and statements of cash flows of the Group and of the Company for the financial year then ended, and notes to the financial statements, including a summary of significant accounting policies, as set out on pages 56 to 163.

In our opinion, the accompanying financial statements give a true and fair view of the financial position of the Group and of the Company as at 31 March 2023, and of their financial performance and cash flows for the financial year then ended in accordance with Malaysian Financial Reporting Standards, International Financial Reporting Standards and the requirements of the Companies Act 2016 in Malaysia.

BASIS FOR OPINION

We conducted our audit in accordance with approved standards on auditing in Malaysia and International Standards on Auditing. Our responsibilities under those standards are further described in the *Auditors' Responsibilities for the Audit of the Financial Statements* section of our report. We believe that the audit evidence we have obtained is sufficient and appropriate to provide a basis for our opinion.

Independence and Other Ethical Responsibilities

We are independent of the Group and of the Company in accordance with the *By-Laws (on Professional Ethics, Conduct and Practice)* of the Malaysian Institute of Accountants ("By-Laws") and the International Ethics Standards Board for Accountants' *International Code of Ethics for Professional Accountants (including International Independence Standards)* ("IESBA Code"), and we have fulfilled our other ethical responsibilities in accordance with the By-Laws and the IESBA Code.

KEY AUDIT MATTERS

Key audit matters are those matters that, in our professional judgement, were of most significance in our audit of the financial statements of the Group and of the Company for the current financial year. These matters were addressed in the context of our audit of the financial statements of the Group and of the Company as a whole, and in forming our opinion thereon, and we do not provide a separate opinion on these matters.

KEY AUDIT MATTERS (CONTINUED)

GROUP

Goodwill (Note 4(a) and 7(a) to the financial statements)

The Group's goodwill amounted to RM110,000,000 as at 31 March 2023. The goodwill is tested for impairment annually. In performing the impairment assessment, the Group has identified the trusted identification segment as the cash generating unit to which the goodwill is allocated. We focused on this area because the assessment requires significant judgements by the directors on the discount rate applied in the recoverable amount calculation and assumptions supporting the underlying cash flows projections which include future sales, forecast growth rate, inflation rate, gross profit margins and operating expenses. Cash flows that are projected based on those inputs or assumptions may have a significant effect on the Group's financial position and results if the actual cash flows are less than expected.

Our response:

Our audit procedures focused on evaluating the cash flow forecasts and the Group's forecasting procedures which included, among others:

- assessing the valuation methodology adopted by the Group in accordance with the requirements of MFRS 136 *Impairment of Assets*;
- comparing the actual results with previous budgets to assess the performance of the business;
- assessing the key assumptions which include consideration of the current economic and business environment to assess their reasonableness and the achievability of the forecasts; and
- testing the mathematical accuracy of the impairment assessment.

*Independent Auditors' Report to the Members of IRIS Corporation Berhad
(Incorporated in Malaysia)*

Continued

KEY AUDIT MATTERS (CONTINUED)

GROUP AND COMPANY

Trade and other receivables and contract assets (Note 4(b), 13 and 14 to the financial statements)

The Group and the Company have significant trade and other receivables and contract assets as at 31 March 2023 which include certain amounts which are long outstanding. We focused on this area because the directors made significant judgements over assumptions about risk of default and impairment losses provided. In making the assumptions, the directors selected inputs to the impairment calculation, based on the Group's and the Company's past history, existing market conditions as well as forward-looking estimates at the end of the reporting period.

Our response:

Our audit procedures included, among others:

- discussing with the Group's and the Company's management on the recoverability of the trade and other receivables and contract assets;
- understanding the major contracts and agreements with the customers, if any;
- obtaining confirmation of balances from selected receivables;
- reviewing subsequent receipts, customer correspondences and consideration of the level of activities with the customers on the recoverability with significantly past due balances; and
- understanding the reasonableness and calculation of impairment losses provided as at the end of the reporting period.

Revenue recognition for contract customers (Note 4(c), Note 14 and Note 22 to the financial statements)

The Group and the Company recognised contract revenue of a construction and integration system contract by using the progress towards complete satisfaction of performance obligation. The progress towards complete satisfaction of performance obligation is determined by the proportion that contract costs incurred for work performed to-date bear to the estimated total contract costs. Significant judgement is required, in particular, with regards to the identification and separation of different performance obligations, the determination of progress towards satisfaction of performance obligations, the extent of the contract costs incurred, the estimated total contract revenue and costs, as well as the recoverability of identified contract with customer. The estimated total revenue and costs are affected by a variety of uncertainties that depend on the outcome of future events.

Our response:

Our audit procedures included, among others:

- reading the terms and conditions of agreements with customer;
- understanding the Group's and the Company's process in preparing and updating project budgets and the calculation of the progress towards anticipated satisfaction of a performance obligation;
- comparing the Group's and the Company's computed progress towards complete satisfaction of performance obligation for the identified project; and
- checking the mathematical computation of recognised revenue for the project during the financial year.

INFORMATION OTHER THAN THE FINANCIAL STATEMENTS AND AUDITORS' REPORT THEREON

The directors of the Company are responsible for the other information. The other information comprises the information included in the annual report, but does not include the financial statements of the Group and of the Company and our auditors' report thereon.

Our opinion on the financial statements of the Group and of the Company does not cover the other information and we do not express any form of assurance conclusion thereon.

In connection with our audit of the financial statements of the Group and of the Company, our responsibility is to read the other information and, in doing so, consider whether the other information is materially inconsistent with the financial statements of the Group and of the Company or our knowledge obtained in the audit, or otherwise appears to be materially misstated.

If, based on the work we have performed, we conclude that there is a material misstatement of this other information, we are required to report that fact. We have nothing to report in this regard.

RESPONSIBILITIES OF THE DIRECTORS FOR THE FINANCIAL STATEMENTS

The directors of the Company are responsible for the preparation of financial statements of the Group and of the Company that give a true and fair view in accordance with the Malaysian Financial Reporting Standards, International Financial Reporting Standards and the requirements of the Companies Act 2016 in Malaysia. The directors are also responsible for such internal control as the directors determine is necessary to enable the preparation of financial statements of the Group and of the Company that are free from material misstatement, whether due to fraud or error.

In preparing the financial statements of the Group and of the Company, the directors are responsible for assessing the Group's and the Company's ability to continue as a going concern, disclosing, as applicable, matters related to going concern and using the going concern basis of accounting unless the directors either intend to liquidate the Group or the Company or to cease operations, or have no realistic alternative but to do so.

The directors of the Company are responsible for overseeing the Group's financial reporting process.

Independent Auditors' Report to the Members of IRIS Corporation Berhad (Incorporated in Malaysia)

Continued

AUDITORS' RESPONSIBILITIES FOR THE AUDIT OF THE FINANCIAL STATEMENTS

Our objectives are to obtain reasonable assurance about whether the financial statements of the Group and of the Company as a whole are free from material misstatement, whether due to fraud or error, and to issue an auditors' report that includes our opinion. Reasonable assurance is a high level of assurance, but is not a guarantee that an audit conducted in accordance with approved standards on auditing in Malaysia and International Standards on Auditing will always detect a material misstatement when it exists. Misstatements can arise from fraud or error and are considered material if, individually or in the aggregate, they could reasonably be expected to influence the economic decisions of users taken on the basis of these financial statements.

As part of an audit in accordance with approved standards on auditing in Malaysia and International Standards on Auditing, we exercise professional judgement and maintain professional scepticism throughout the audit. We also:

- identify and assess the risks of material misstatement of the financial statements of the Group and of the Company, whether due to fraud or error, design and perform audit procedures responsive to those risks, and obtain audit evidence that is sufficient and appropriate to provide a basis for our opinion. The risk of not detecting a material misstatement resulting from fraud is higher than for one resulting from error, as fraud may involve collusion, forgery, intentional omissions, misrepresentations, or the override of internal control.
- obtain an understanding of internal control relevant to the audit in order to design audit procedures that are appropriate in the circumstances, but not for the purpose of expressing an opinion on the effectiveness of the Group's and the Company's internal control.
- evaluate the appropriateness of accounting policies used and the reasonableness of accounting estimates and related disclosures made by the directors.
- conclude on the appropriateness of the directors' use of the going concern basis of accounting and, based on the audit evidence obtained, whether a material uncertainty exists related to events or conditions that may cast significant doubt on the Group's or the Company's ability to continue as a going concern. If we conclude that a material uncertainty exists, we are required to draw attention in our auditors' report to the related disclosures in the financial statements of the Group and of the Company or, if such disclosures are inadequate, to modify our opinion. Our conclusions are based on the audit evidence obtained up to the date of our auditors' report. However, future events or conditions may cause the Group or the Company to cease to continue as a going concern.
- evaluate the overall presentation, structure and content of the financial statements of the Group and of the Company, including the disclosures, and whether the financial statements of the Group and of the Company represent the underlying transactions and events in a manner that achieves fair presentation.
- obtain sufficient appropriate audit evidence regarding the financial information of the entities or business activities within the Group to express an opinion on the financial statements of the Group. We are responsible for the direction, supervision and performance of the group audit. We remain solely responsible for our audit opinion.

We communicate with the directors regarding, among other matters, the planned scope and timing of the audit and significant audit findings, including any significant deficiencies in internal control that we identify during our audit.

We also provide the directors with a statement that we have complied with relevant ethical requirements regarding independence, and to communicate with them all relationships and other matters that may reasonably be thought to bear on our independence, and where applicable, actions taken to eliminate threats or safeguards applied.

From the matters communicated with the directors, we determine those matters that were of most significance in the audit of the financial statements of the Group and of the Company for the current financial year and are therefore the key audit matters. We describe these matters in our auditors' report unless law or regulation precludes public disclosure about the matter or when, in extremely rare circumstances, we determine that a matter should not be communicated in our report because the adverse consequences of doing so would reasonably be expected to outweigh the public interest benefits of such communication.

REPORT ON OTHER LEGAL AND REGULATORY REQUIREMENTS

In accordance with the requirements of the Companies Act 2016 in Malaysia, we report that the subsidiaries of which we have not acted as auditors, are disclosed in Note 9 to the financial statements.

Other Matters

This report is made solely to the members of the Company, as a body, in accordance with Section 266 of the Companies Act 2016 in Malaysia and for no other purpose. We do not assume responsibility to any other person for the contents of this report.

Baker Tilly Monteiro Heng PLT
201906000600 (LLP0019411-LCA) & AF 0117
Chartered Accountants

Ong Teng Yan
No. 03076/07/2025 J
Chartered Accountant

Kuala Lumpur

Date: 28 July 2023

Analysis of Shareholdings as at 26 June 2023

SHARE CAPITAL

Total Number of Issued Shares	: 3,262,910,862 Ordinary Shares
Issued Share Capital	: RM610,758,803
Class of Shares	: Ordinary Shares
Voting Rights	: Every member of the Company, present in person or by proxy, shall have one (1) vote for each share held

DISTRIBUTION OF SHAREHOLDINGS

SIZE OF SHAREHOLDINGS	NO. OF HOLDERS	%	NO. OF SHARES	%
Less than 100	208	0.881	5,747	0.000
100 to 1,000	2,343	9.924	1,375,349	0.040
1,001 to 10,000	8,755	37.084	55,263,498	1.700
10,001 to 100,000	9,791	41.473	382,202,580	11.710
100,001 to less than 5% of issued shares	2,509	10.627	2,288,083,288	70.120
5% and above of issued shares	2	0.008	535,980,400	16.430
Total	23,608	100.000	3,262,910,862	100.000

STATEMENT OF DIRECTORS' SHAREHOLDINGS

NAME OF DIRECTORS	DIRECT		INDIRECT	
	NO. OF SHARES	%	NO. OF SHARES	%
Dr. Poh Soon Sim	68,500,000	2.099	350,040,200	^10.728
Dato' Dr. Abu Talib Bin Bachik	-	-	-	-
Dato' Mohamed Khadar Bin Merican	-	-	-	-
Dato' Ng Wan Peng	-	-	-	-
Mr. Ling Hee Keat	110,800,000	3.396	-	-
Haji Hussein Bin Ismail	-	-	-	-
Mr. H'ng Boon Harn	1,000,000	0.031	-	-

Notes:

- ^ Deemed interest by virtue of his shareholdings in Poh Associates Sdn Bhd and Orientalgold Equity Sdn Bhd pursuant to Section 8 of the Companies Act, 2016 and deemed interest by virtue of his son's direct shareholdings pursuant to Section 59 of the Companies Act, 2016.

SUBSTANTIAL SHAREHOLDERS AS PER REGISTER OF SUBSTANTIAL SHAREHOLDERS

NAME OF SHAREHOLDERS	NO. OF SHARES	DIRECT		INDIRECT	
		%	NO. OF SHARES	%	
Dr. Poh Soon Sim	68,500,000	2.099	350,040,200	^10.728	
Dato' Seri Robin Tan Yeong Ching	245,690,200	7.529	-	-	
Orientalgold Equity Sdn Bhd	345,290,200	10.582	-	-	

Notes:

- ^ Deemed interest by virtue of his shareholdings in Poh Associates Sdn Bhd and Orientalgold Equity Sdn Bhd pursuant to Section 8 of the Companies Act, 2016 and deemed interest by virtue of his son's direct shareholdings pursuant to Section 59 of the Companies Act, 2016.

THIRTY (30) LARGEST SHAREHOLDERS AS AT 26 JUNE 2023

NO.	NAME OF SHAREHOLDERS	NO. OF SHARES	%
1	HLIB NOMINEES (TEMPATAN) SDN BHD PLEGGED SECURITIES ACCOUNT FOR ORIENTALGOLD EQUITY SDN BHD	345,290,200	10.582
2	CIMSEC NOMINEES (TEMPATAN) SDN BHD CIMB FOR ROBIN TAN YEONG CHING (PB)	190,690,200	5.844
3	RHB NOMINEES (TEMPATAN) SDN BHD PLEGGED SECURITIES ACCOUNT FOR REGIONAL EQUITIES SDN BHD	78,413,600	2.403
4	TIRAM TRAVEL SDN BHD	75,123,700	2.302
5	UOB KAY HIAN NOMINEES (TEMPATAN) SDN BHD EXEMPT AN FOR UOB KAY HIAN PTE LTD (A/C CLIENTS)	68,753,100	2.107
6	NG CHAI GO	68,009,900	2.084
7	MCS MICROSYSTEMS SDN BHD	65,333,333	2.002
8	POH SOON SIM	65,000,000	1.992
9	TEO TONG KOOI	62,928,000	1.928
10	ROBIN TAN YEONG CHING	55,000,000	1.685
11	AFFIN HWANG NOMINEES (TEMPATAN) SDN BHD PLEGGED SECURITIES ACCOUNT FOR LING HEE KEAT	50,800,000	1.556
12	SETAPAK HEIGHTS DEVELOPMENT SDN BHD	45,000,000	1.379
13	MAYBANK SECURITIES NOMINEES (ASING) SDN BHD MAYBANK SECURITIES PTE LTD FOR LOW KANG HAI RICHARD	43,000,000	1.317

*Analysis of Shareholdings as at 31 March 2023**Continued***THIRTY (30) LARGEST SHAREHOLDERS AS AT 26 JUNE 2023 (CONTINUED)**

NO.	NAME OF SHAREHOLDERS	NO. OF SHARES	%
14	MAYBANK NOMINEES (TEMPATAN) SDN BHD PLEGGED SECURITIES ACCOUNT FOR STUART SAW TEIK SIEW	30,558,400	0.936
15	MAYBANK NOMINEES (ASING) SDN BHD MAYBANK PRIVATE WEALTH MANAGEMENT FOR MULTI TECHNOLOGIES LIMITED (PW-M01299) (426725)	30,280,556	0.928
16	KENANGA NOMINEES (ASING) SDN BHD EXEMPT AN FOR GUOTAI JUNAN SECURITIES (HONG KONG) LIMITED (CLIENT ACCOUNT)	30,000,000	0.919
17	MOHD JOHAR BIN ARIF	28,468,100	0.872
18	AMSEC NOMINEES (TEMPATAN) SDN BHD PLEGGED SECURITIES ACCOUNT - AMBANK (M) BERHAD FOR NG CHAI GO (SMART)	28,003,600	0.858
19	MAYBANK SECURITIES NOMINEES (TEMPATAN) SDN BHD PLEGGED SECURITIES ACCOUNT FOR SELVA KUMAR A/L VEERAPPAN	22,000,000	0.674
20	ALLIANCEGROUP NOMINEES (TEMPATAN) SDN BHD PLEGGED SECURITIES ACCOUNT FOR KOO WENG SENG (7003217)	21,411,200	0.656
21	ARQGATE SDN BHD	20,000,000	0.612
22	NG CHAI GO	18,244,100	0.559
23	HLB NOMINEES (ASING) SDN BHD PLEGGED SECURITIES ACCOUNT FOR LOW KANG HAI RICHARD (SIN 9131-9)	18,225,700	0.558
24	ALLIANCEGROUP NOMINEES (TEMPATAN) SDN BHD PLEGGED SECURITIES ACCOUNT FOR REGIONAL EQUITIES SDN BHD (8125381)	16,486,400	0.505
25	CITIGROUP NOMINEES (ASING) SDN BHD EXEMPT AN FOR OCBC SECURITIES PRIVATE LIMITED (CLIENT A/C-NR)	16,334,000	0.500
26	CIMSEC NOMINEES (TEMPATAN) SDN BHD CIMB FOR AUGUSTUS RALPH MARSHALL (PB)	15,000,000	0.459
27	HLIB NOMINEES (TEMPATAN) SDN BHD PLEGGED SECURITIES ACCOUNT FOR IBRAHIM BIN HAMZAH	14,510,000	0.444
28	ZULKIFLI BIN ISMAIL	14,090,700	0.431
29	CITIGROUP NOMINEES (ASING) SDN BHD CBHK PBGSGP FOR SUNNYVALE HOLDINGS LTD	13,000,000	0.398
30	ER SOON PUAY	12,700,000	0.389
	TOTAL	1,562,654,789	47.891

Notice of Twenty-Ninth Annual General Meeting (29th AGM)

NOTICE IS HEREBY GIVEN THAT the Twenty-Ninth (29th) Annual General Meeting (“AGM”) of the Company will be held at Auditorium, 1st Floor, Lot 8 & 9, IRIS Smart Technology Complex, Technology Park Malaysia, Bukit Jalil, 57000 Kuala Lumpur on Wednesday, 20 September 2023 at 11.00 a.m. or at any adjournment thereof, for the purpose of considering and if thought fit, passing with or without modification to transact the following businesses:



AGENDA

Ordinary Business

- | | | |
|---|---|---|
| 1 | To receive the Audited Financial Statements for the financial year ended 31 March 2023 together with the Reports of the Directors and the Auditors thereon. | Please refer to
Explanatory Note 1 |
| 2 | To re-elect the following Directors who retire pursuant to Clause 97 of the Company’s Constitution: | |
| | (a) Haji Hussein Bin Ismail | Ordinary Resolution 1 |
| | (b) Mr H’ng Boon Harng | Ordinary Resolution 2 |
| 3 | To approve the Directors’ fees and allowances of up to RM830,000.00 from 29 th AGM until the next Annual General Meeting. | Ordinary Resolution 3 |
| 4 | To re-appoint Messrs Baker Tilly Monteiro Heng PLT as Auditors of the Company and to authorise the Directors to fix their remuneration. | Ordinary Resolution 4 |

Notice of Twenty-Ninth Annual General Meeting (29th AGM)
*Continued***AGENDA (CONTINUED)****Special Business**

To consider and, if thought fit, to pass with or without modifications, the following ordinary resolutions:

- 5 **AUTHORITY TO ISSUE AND ALLOT SHARES PURSUANT TO SECTIONS 75 AND SECTION 76 OF THE COMPANIES ACT, 2016** Ordinary Resolution 5

“THAT subject always to the Companies Act, 2016 (“Act”), Company’s Constitution, ACE Market Listing Requirements of Bursa Malaysia Securities Berhad (“Bursa Securities”) and the approvals of the relevant governmental/regulatory bodies, the Directors be and are hereby authorised pursuant to Sections 75 and 76 of the Act to allot shares in the Company at any time until the conclusion of the next Annual General Meeting upon such terms and conditions and for such purposes as the Directors may in their absolute discretion deem fit provided that the aggregate number of shares to be issued pursuant to this Resolution does not exceed ten per centum (10%) of the total number of issued shares of the Company for the time being.

**Please refer to
Explanatory Note 2**

AND FURTHER THAT pursuant to Section 85 of the Companies Act, 2016 read together with Clause 54 of the Company’s Constitution, approval be and is hereby given to waive the statutory pre-emptive rights of the shareholders of the Company and to offer new shares arising from the issuance and allotment of the new shares pursuant to Sections 75 and 76 of the Companies Act 2016 **AND THAT** the Board of Directors of the Company is exempted from the obligation to offer such new shares first to the existing shareholders of the Company.”

- 6 To transact any other business for which due notice shall have been given in accordance with the Companies Act, 2016 and the Company’s Constitution.

BY ORDER OF THE BOARD,

MS WONG YOUN KIM (MAICSA 7018778)
SSM Practising Certificate No. 201908000410
Company Secretary

Kuala Lumpur
28 July 2023

Notice of Twenty-Ninth Annual General Meeting (29th AGM)

Continued

NOTES

1. A member of the Company entitled to be present and vote at the meeting is entitled to appoint a proxy/proxies, to attend and vote instead of him. A proxy may but need not be a member of the Company and need not be an advocate, an approved company auditor or a person appointed by the Registrar of Companies.
2. A member shall be entitled to appoint not more than two (2) proxies to attend and vote at the same meeting.
3. Where a member appoints more than one (1) proxy, the appointments shall be invalid unless he specifies the proportions of his holdings to be represented by each proxy.
4. If the appointer is a corporation, the Form of Proxy must be executed under its Common Seal or under the hand of an officer or attorney duly authorised.
5. Where a member is an exempt authorised nominee which holds ordinary shares in the Company for multiple beneficial owners in one securities account (“omnibus account”), as defined under the Securities Industry (Central Depositories) Act, 1991 there is no limit to the number of proxies which the exempt authorised nominee may appoint in respect of each omnibus account it holds.
6. A proxy appointed to attend and vote in a meeting of the Company shall have the same rights as the member to speak at the meeting.
7. The duly completed Form of Proxy must be deposited at the registered office of the Company at Acclime Corporate Services Sdn Bhd, Level 5, Tower 8, Avenue 5, Horizon 2, Bangsar South City, 59200 Kuala Lumpur not less than twenty-four (24) hours before the time for holding the meeting or any adjournment thereof. Provided that in the event the Member(s) duly executes the form of proxy but does not name any proxy, such member(s) shall be deemed to have appointed the Chairman of the meeting as his/their proxy.
8. **General Meeting Record of Depositors**

For the purpose of determining who shall be entitled to attend this meeting, the Company shall be requesting the Bursa Malaysia Depository Sdn Bhd in accordance with Clause 62 of the Company’s Constitution and Section 34(1) of the Securities Industry (Central Depositories) Act 1991, to issue a General Meeting Record of Depositors as at 14 September 2023. Only a depositor whose name appears on the Record of Depositors as at 14 September 2023 shall be entitled to attend this meeting or appoint proxy/proxies to attend and/or vote in his stead.

Notice of Twenty-Ninth Annual General Meeting (29th AGM)
*Continued***EXPLANATORY NOTES****1. Item 1 of the Agenda - Audited Financial Statement for the Financial Year Ended 31 March 2023**

The Audited Financial Statements are for discussion only as the approval of the shareholders is not required pursuant to the provisions of Section 340(1)(a) of the Companies Act, 2016. Hence, this Agenda is not put forward for voting by the shareholders of the Company.

2. Ordinary Resolution 3 - Directors' Fees and Allowances

Pursuant to Section 230(1) of the Act, the fees and any allowances payable to the directors of a listed company and its subsidiaries shall be approved at a general meeting. In this respect, the Board agreed that the shareholders' approval shall be sought at AGM on the payment of Directors' fees and allowances for the period commencing from 21 September 2023 until the next Annual General Meeting in year 2024.

The Directors' fees and allowances consist of:

- Monthly fixed fee for duties as Director; and
- Meeting allowance for each Board/ Board Committee meeting attended.

The Directors' fees and allowances are estimated not to exceed RM830,000.00. The calculation is based on the estimated number of scheduled Board / Board Committee meetings and on assumption that the number of Directors will remain the same until the next AGM in year 2024.

3. Ordinary Resolution 5 - Authority to Issue and Allot Shares pursuant to Sections 75 and 76 of the Companies Act, 2016

The Proposed Ordinary Resolution 5, if passed, is to give the Directors of the Company flexibility to issue and allot shares up to an amount not exceeding ten per centum (10%) of the Company's total number of issued share capital for the time being upon such terms and conditions and for such purposes and to such person or persons as Directors of the Company in their absolute discretion consider to be in the interest of the Company, without having to convene a separate general meeting so as to avoid incurring additional cost and time. The purpose of this general mandate is for possible fund-raising exercises including but not limited to further placement of shares for purposes of funding current and/or future investment projects, working capital and/or acquisitions.

The general mandate sought for issue of shares is a renewal of the mandate approved by the shareholders at the last AGM held on 27 September 2022 which will lapse at the conclusion of this AGM.

Up to the date of this Notice, the Company did not issue any shares pursuant to the mandate granted to the Directors at the last AGM as the need does not arise for any fundraising activity for the purpose of investment, acquisition or working capital.

The approval of the issuance and allotment of the new shares under Sections 75 and 76 of the Companies Act 2016 shall have the effect of the shareholders having agreed to waive their statutory pre-emptive rights pursuant to Section 85 of the Companies Act, 2016 and Clause 54 of the Constitution of the Company, the shareholders of the Company hereby agree to waive and are deemed to have waived their statutory pre-emptive rights pursuant to Section 85 of the Companies Act, 2016 and Clause 54 of the Constitution of the Company pertaining to the issuance and allotment of new shares under Sections 75 and 76 of the Companies Act 2016, which will result in a dilution to their shareholding percentage in the Company.

Statement Accompanying Notice of Twenty-Ninth Annual General Meeting

1. The Directors who are standing for re-election at the Twenty-Ninth Annual General Meeting of the Company pursuant to the Constitution of the Company are:

(a) Haji Hussein Bin Ismail (Clause 97)

(b) Mr H'ng Boon Harnng (Clause 97)

The Board of Directors, taking into the recommendation of Nomination Committee, supported the abovementioned Directors of their re-election as Director at the Twenty Ninth Annual General Meeting of the Company.

Based on the assessment and evaluation conducted by the Nomination Committee, the retiring Director met the performance criteria required of an effective and a high-performance Board.

The details of the above Directors seeking re-election are set out in the 'Board of Directors' section as disclosed on pages 14 to 16 of the Annual Report.

This page is intentionally left blank

IRIS CORPORATION BERHAD
199401016552 (302232-X) (Incorporated in Malaysia)

I/We _____ NRIC No./Company No. _____
 (FULL NAME IN BLOCK LETTERS)
 of _____
 (FULL ADDRESS)

being a member/members of **IRIS CORPORATION BERHAD**, hereby appoint the following person(s) or failing him, the Chairman of the meeting as my/our proxy/proxies to vote for me/us on my/our behalf, at the Twenty-Ninth (29th) Annual General Meeting (“AGM”) of the Company will be held at Auditorium, 1st Floor, Lot 8 & 9, IRIS Smart Technology Complex, Technology Park Malaysia, Bukit Jalil, 57000 Kuala Lumpur on Wednesday, 20 September 2023 at 11.00 a.m. and any adjournment thereof:

NO.	NAME OF PROXY, NRIC NO. & ADDRESS	NO. OF SHARES TO BE REPRESENTED BY PROXY
1.	Name: _____ NRIC No.: _____ Address: _____ H/P No.: _____ Email: _____	_____
2.	Name: _____ NRIC No.: _____ Address: _____ H/P No.: _____ Email: _____	_____

NO.	RESOLUTIONS	FOR	AGAINST
1.	Re-election of Haji Hussein Bin Ismail	Ordinary Resolution 1	
2.	Re-election of Mr. H'ng Boon Harn	Ordinary Resolution 2	
3.	Approval of the Directors' fees and allowances of up to RM830,000.00 from 29 th AGM until the next Annual General Meeting	Ordinary Resolution 3	
4.	To re-appoint Messrs Baker Tilly Monteiro Heng PLT as Auditors of the Company and to authorise the Directors to fix their remuneration	Ordinary Resolution 4	
5.	Authority to issue and allot shares pursuant to Sections 75 and 76 of the Companies Act, 2016	Ordinary Resolution 5	

Please indicate with an “X” in the appropriate boxes on how you wish your vote to be cast on the Resolutions specified in the Notice of Meeting. Unless voting instructions are indicated in the space above, the proxy will vote as he/she thinks fit.

NUMBER OF SHARES **CDS A/C NO.**

DATE

SIGNATURE OF MEMBER(S)/SEAL

NOTES

1. A member of the Company entitled to be present and vote at the meeting is entitled to appoint a proxy/proxies, to attend and vote instead of him. A proxy may but need not be a member of the Company and need not be an advocate, an approved company auditor or a person appointed by the Registrar of Companies.
2. A member shall be entitled to appoint not more than two (2) proxies to attend and vote at the same meeting.
3. Where a member appoints more than one (1) proxy, the appointments shall be invalid unless he specifies the proportions of his holdings to be represented by each proxy.
4. If the appointer is a corporation, the Form of Proxy must be executed under its Common Seal or under the hand of an officer or attorney duly authorised.
5. Where a member is an exempt authorised nominee which holds ordinary shares in the Company for multiple beneficial owners in one securities account ("omnibus account"), as defined under the Securities Industry (Central Depositories) Act, 1991 there is no limit to the number of proxies which the exempt authorised nominee may appoint in respect of each omnibus account it holds.
6. A proxy appointed to attend and vote in a meeting of the Company shall have the same rights as the member to speak at the meeting.
7. The duly completed Form of Proxy must be deposited at the registered office of the Company at Acclime Corporate Services Sdn Bhd, Level 5, Tower 8, Avenue 5, Horizon 2, Bangsar South City, 59200 Kuala Lumpur not less than twenty-four (24) hours before the time for holding the meeting or any adjournment thereof. Provided that in the event the Member(s) duly executes the form of proxy but does not name any proxy, such member(s) shall be deemed to have appointed the Chairman of the meeting as his/their proxy.
8. **General Meeting Record of Depositors**
For the purpose of determining who shall be entitled to attend this meeting, the Company shall be requesting the Bursa Malaysia Depository Sdn Bhd in accordance with Clause 62 of the Company's Constitution and Section 34(1) of the Securities Industry (Central Depositories) Act 1991, to issue a General Meeting Record of Depositors as at 14 September 2023. Only a depositor whose name appears on the Record of Depositors as at 14 September 2023 shall be entitled to attend this meeting or appoint proxy/proxies to attend and/or vote in his stead.

FOLD HERE

The Company Secretary

IRIS Corporation Berhad

Level 5, Tower 8, Avenue 5, Horizon 2
Bangsar South City, 59200 Kuala Lumpur
Wilayah Persekutuan, Malaysia

www.iris.com.my

AFFIX
POSTAGE
HERE

FOLD HERE

